

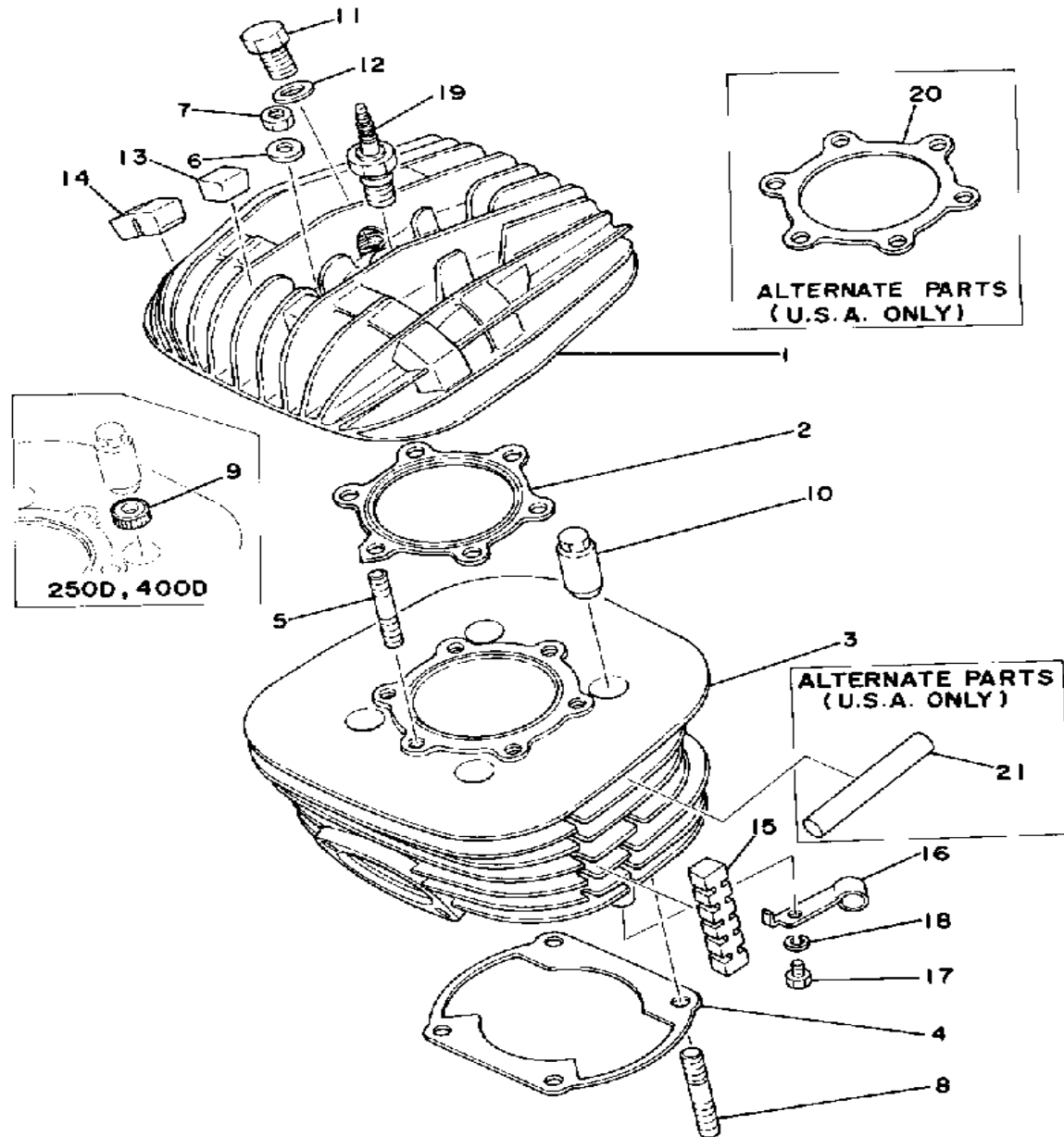
YAMAHA

GENUINE

PARTS CATALOGUE

MOTORCYCLE

CYLINDER HEAD - CYLINDER



FWD

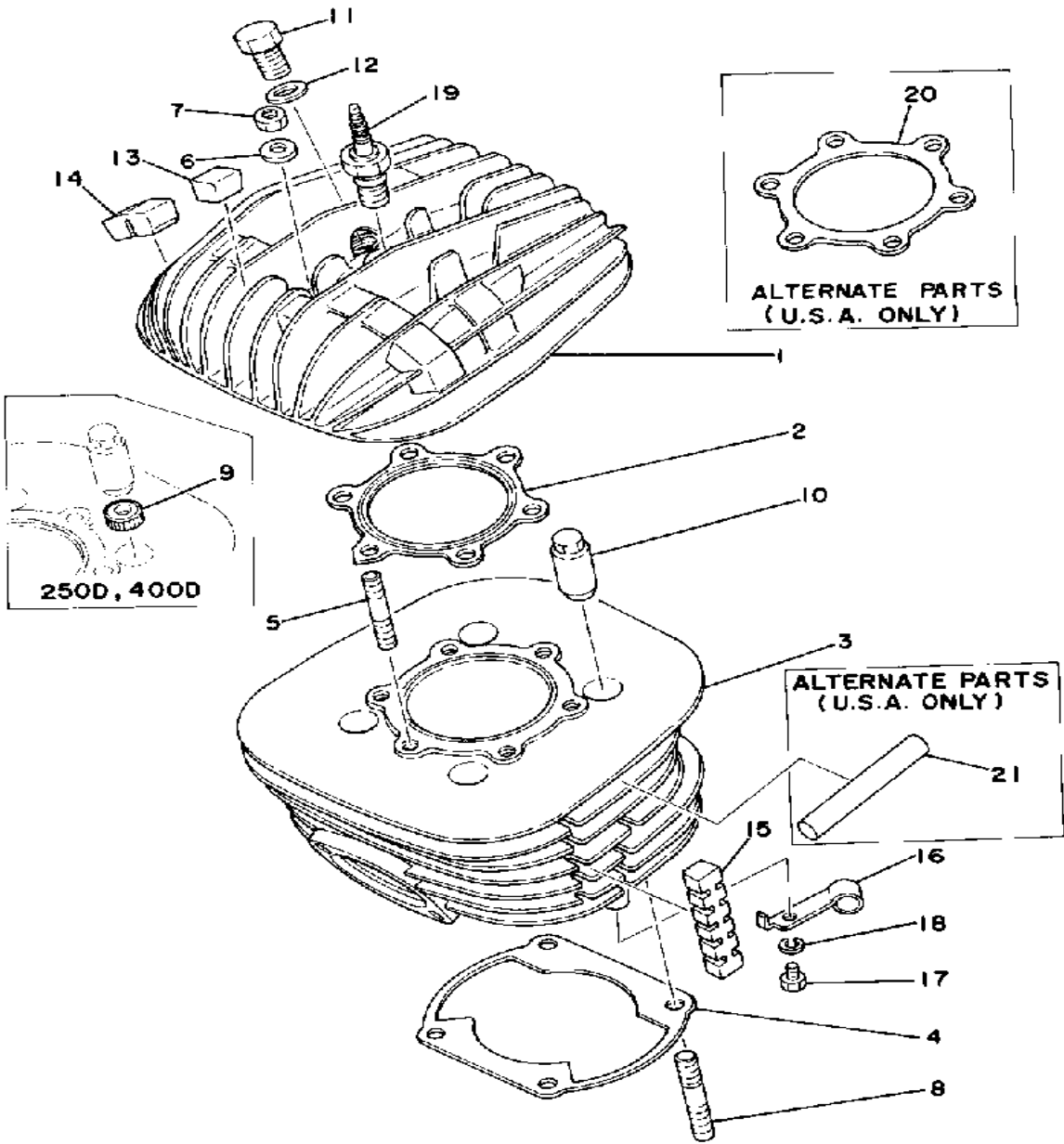
IT250D/IT250E

Bore x Stroke x Cylinder(s)	Displacement	70 x 64mm x 1	246cc
Compression Ratio (pressure)		7.84:1	
Point Gap/Spark Plug (type/gap)		φ / Champ on N2G 0.7mm (.028")	

Ref. No.	Part Number	Description	Qty	Remarks
1	(1W6-11111-00-00)	HEAD, CYLINDER 1	1	
	(2K9-11111-00-00)	HEAD, CYLINDER 1	1	
2	1W3-11181-00-00	GASKET, CYLINDER HEAD 1 .	1	
	500-11181-00-00	GASKET, CYLINDER HEAD 1 .	1	
3	(1W3-11311-02-00)	CYLINDER 1	1	
	(1W4-11311-01-00)	CYLINDER 1	1	
	(1W4-11311-02-00)	CYLINDER 1	1	
4	1M2-11351-00-00	GASKET, CYLINDER	1	
	364-11351-00-00	GASKET, CYLINDER	1	
5	90116-08321-00	BOLT, STUD	6	
6	90201-08100-00	WASHER, PLATE	6	
7	95333-08600-00	NUT	6	
8	90116-10263-00	BOLT, STUD	4	
9	(90201-11648-00)	WASHER, PLATE	4	
10	90179-10201-00	NUT	4	
11	90340-14022-00	PLUG, STRAIGHT SCR W (214-11197-00)	1	
12	214-11198-01-00	GASKET	1	
13	363-11161-00-00	ABSORBER 1 (363-11161-00) .	2	
14	1W2-11161-00-00	ABSORBER 1	2	
15	(1M1-11161-00-00)	ABSORBER 1	2	
	1M2-11161-00-00	ABSORBER 1	2	
16	1M1-15441-00-00	HOLDER, CLCH CABLE	1	
17	97011-06016-00	BOLT	1	
18	92995-06100-00	WASHER, SPRING	1	
19	(CMP-N2G00-00-00)	CHAMPION N2G 10PK	1	
	(CMP-N3G00-00-00)	CHAMPION N3G 10PK	1	
20	1W6-11181-10-00	GASKET, CYLINDER HEAD 1 .	1	
21	(1W6-11161-00-00)	ABSORBER 1	12	

CONTINUED ON NEXT FRAME ➤

CYLINDER HEAD - CYLINDER



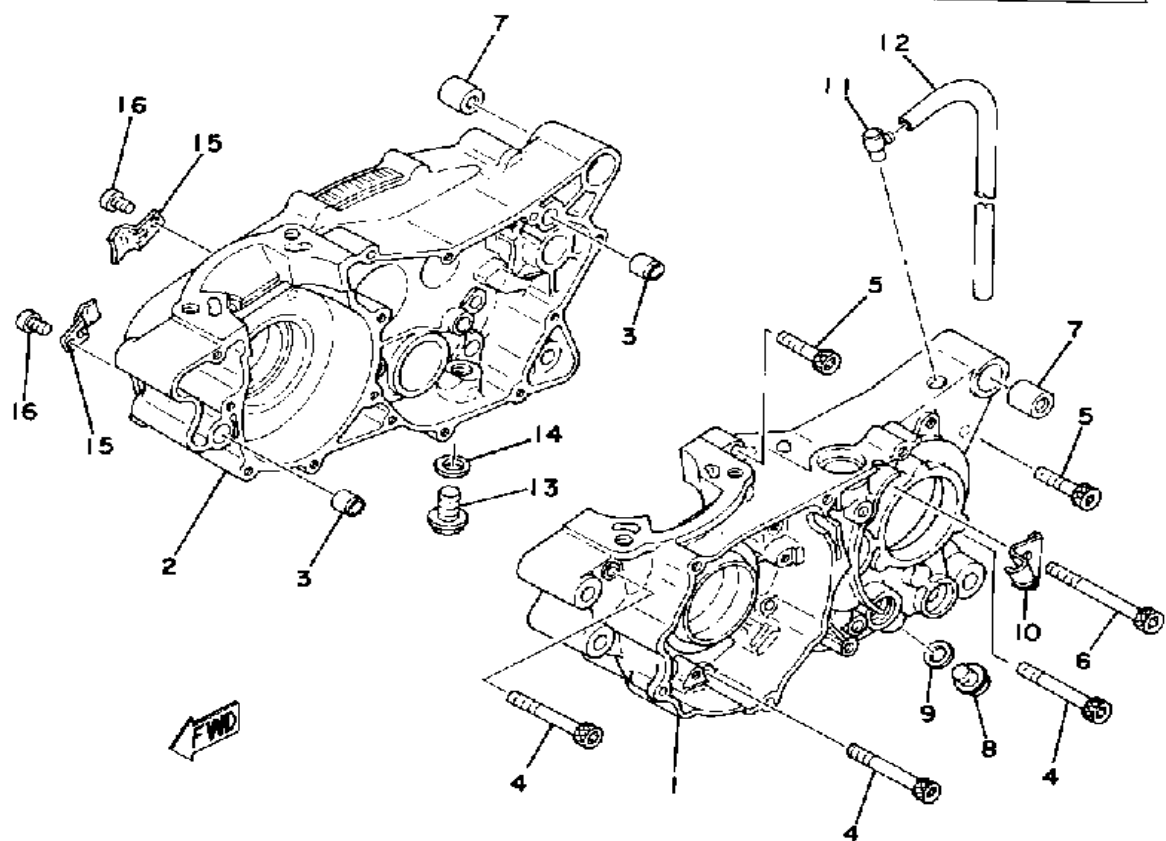
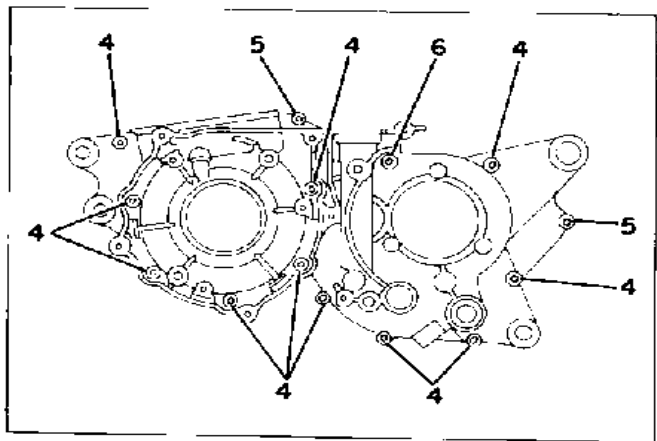
FWD

IT250D/IT250E

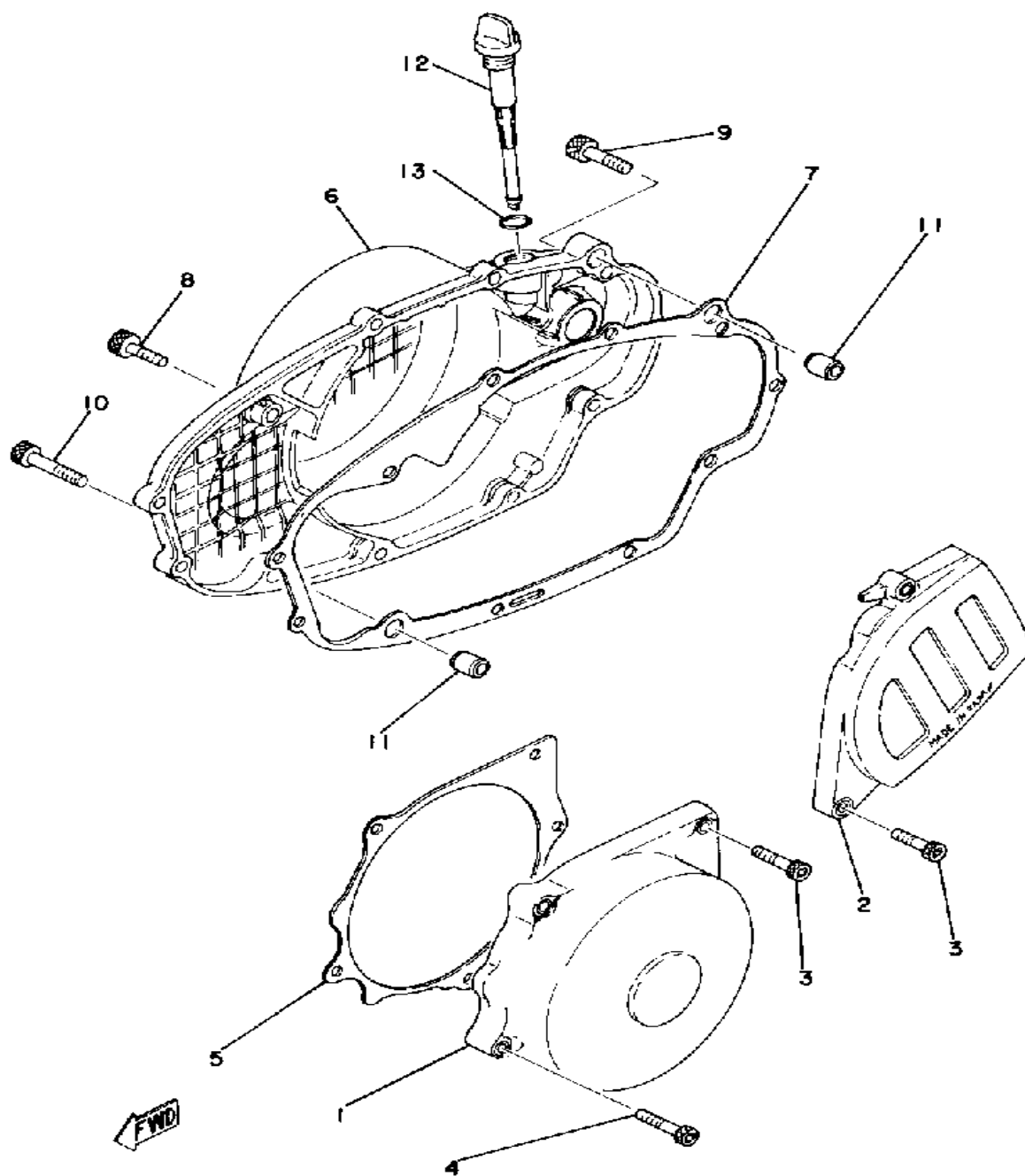
Bore x Stroke x Cylinder(s)	Displacement	70 x 64mm x 1	246cc
Compression Ratio	(pressure)	7.84:1	
Point Gap/Spark Plug (type/gap)		φ / Champ on N2G 0.7mm (.028")	

Ref. No.	Part Number	Description	Qty	Remarks
21	(1W6-11161-00-00)	ABSORBER 1	14	

CRANKCASE

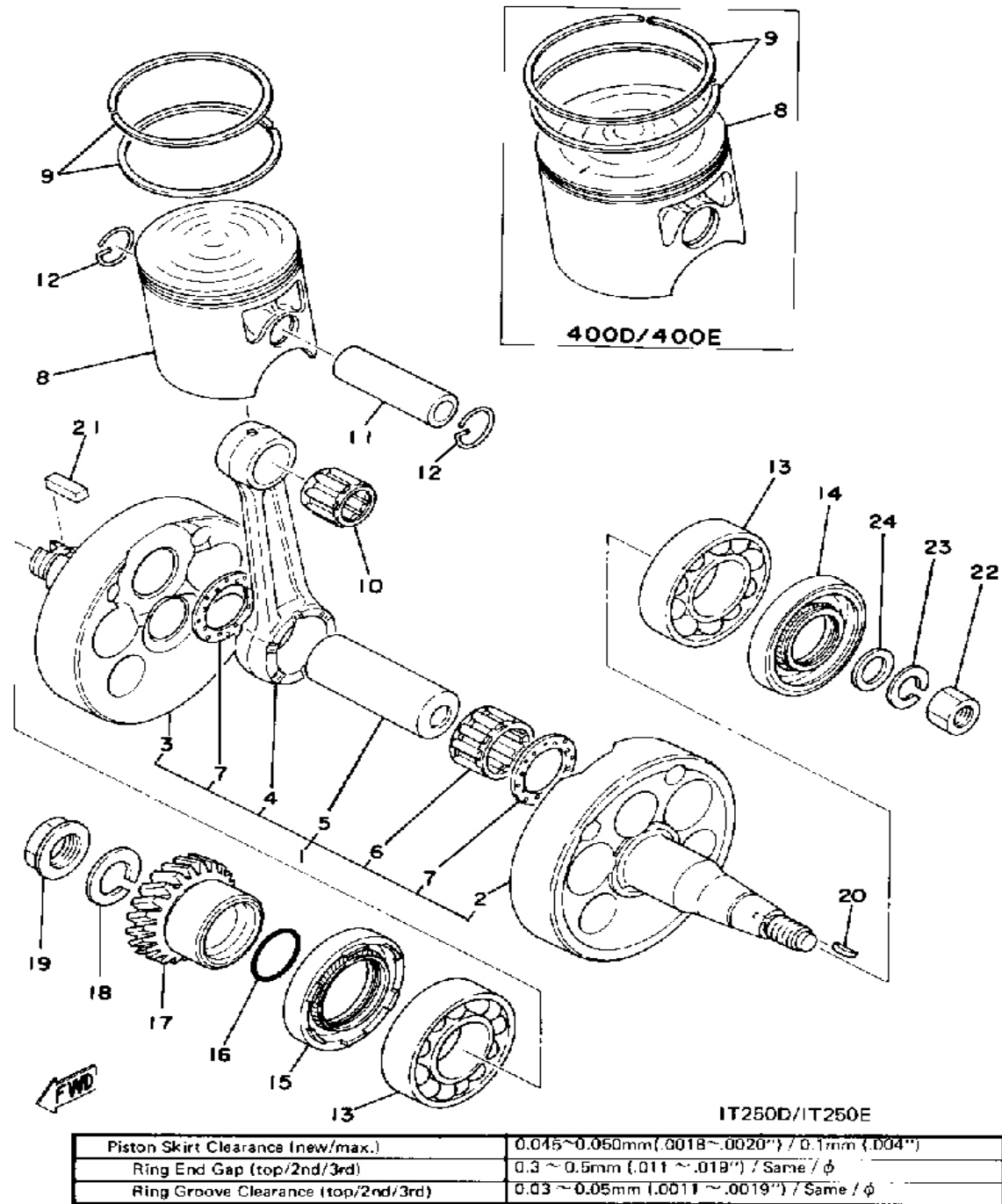


Ref. No.	Part Number	Description	Qty	Remarks
1	(1W3-15111-00-00)	CRANKCASE 1	1	
	1M2-15111-01-00	CRANKCASE 1 (1M2-15111-00)	1	
2	(1M2-15121-01-00)	CRANKCASE 2	1	
	1M1-15121-00-00	CRANKCASE 2	1	
3	99510-12016-00	PIN, DOWEL	2	
4	91316-06060-00	BOLT	11	
5	91316-06035-00	BOLT	2	
6	91316-06080-00	BOLT	1	
7	(90387-08607-00)	COLLAR	2	
8	95821-10014-00	BOLT, FLANGE (95801-10014-00)	1	
9	90430-10031-00	GASKET	1	
10	(90462-14033-00)	CLAMP	1	
11	583-15371-00-00	BREATHER	1	
12	90445-07340-00	HOSE	1	
13	90340-14048-00	PLUG, STRAIGHT SCRW	1	
14	137-15353-00-00	GASKET, DRAIN	1	
15	434-15118-00-00	HOLDER	2	
16	92501-08010-00	SCREW, PAN HEAD	2	



CRANKCASE COVER

Ref. No.	Part Number	Description	Qty	Remarks
1	1W4-15411-00-00	COVER, CRANKCASE L	1	
2	1W4-15421-00-00	COVER, CRANKCASE R	1	
3	91316-06025-00	BOLT	4	
4	90110-06138-00	BOLT, HEX SKT HEAD	3	
5	1W4-15451-00-00	GASKET, CRCS COVER	1	
6	(1W4-15431-00-00)	COVER, CRANKCASE 3	1	
7	1M1-15461-00-00	GASKET, CRCS CVR 2	1	
8	91316-06020-00	BOLT, SOCKET HEAD	9	
9	91316-06025-00	BOLT	1	
10	91316-06035-00	BOLT	1	
11	99510-12016-00	PIN, DOWEL	2	
12	1M1-15363-00-00	PLUG, OIL	1	
13	93210-14104-00	O-RING	1	

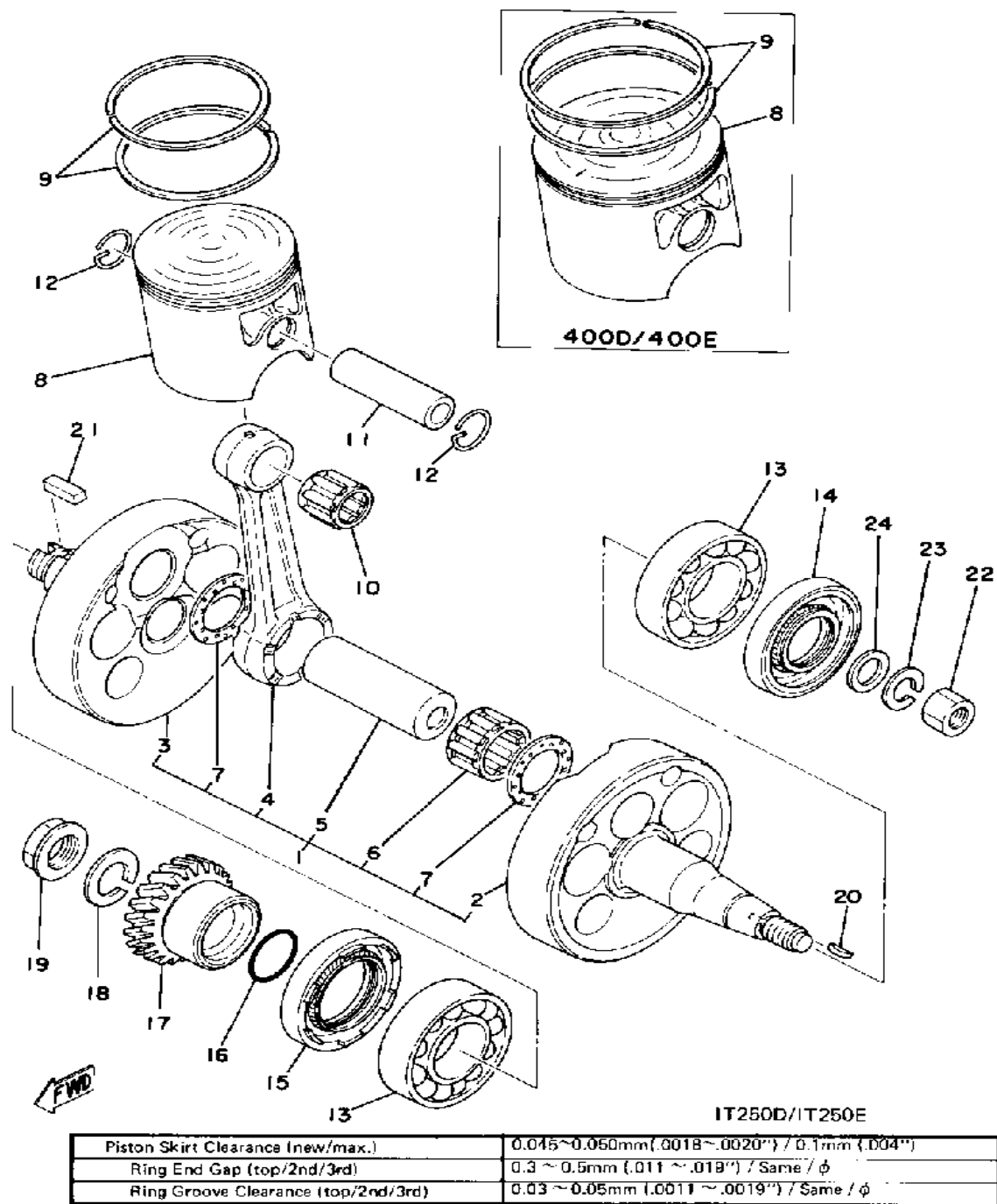


CRANK - PISTON

Ref. No.	Part Number	Description	Qty	Remarks
1	(1W3-11400-00-00)	CRANKSHAFT ASSEMBLY ...	1	
	(2K8-11400-00-00)	CRANKSHAFT ASSEMBLY ...	1	
	(2K8-11400-00-00)	CRANKSHAFT ASSEMBLY ...	1	CANADA
2	(1W3-11412-00-00)	CRANK 1	1	
	(1W4-11412-00-00)	CRANK 1	1	
	(2K8-11412-00-00)	CRANK 1	1	
	(2K8-11412-00-00)	CRANK 1	1	CANADA
3	(1W3-11422-00-00)	CRANK 2	1	
	(1W4-11422-00-00)	CRANK 2	1	
	(2K8-11422-00-00)	CRANK 2	1	
	(2K8-11422-00-00)	CRANK 2	1	CANADA
4	431-11651-00-00	ROD, CONNECTING	1	
	498-11651-00-00	ROD, CONNECTING	1	
5	2X4-11681-00-00	PIN, CRANK 1	1	
6	93310-425N4-00	BEARING, CYLINDER.# 0	1	
7	90209-25085-00	WASHER	2	
8	(1W5-11631-00-96)	PISTON STD	1	
	(1W5-11637-00-00)	PISTON 3 O/S 0.5	1	
	(1W5-11638-00-00)	PISTON 4 O/S 1.0	1	
	(1W6-11631-00-96)	PISTON STD	1	
	1W5-11635-00-00	PISTON 1 O/S 0.5	1	
	1W5-11636-00-00	PISTON 2 O/S 0.0	1	
	1W6-11635-00-00	PISTON 1 O/S 0.5	1	
	1W6-11636-00-00	PISTON 2 O/S 0.0	1	
	1W6-11637-00-00	PISTON 3 O/S 0.5	1	
	1W6-11638-00-00	PISTON 4 O/S 1.0	1	
9	1W5-11610-00-00	PISTON RINGSET STD (2X7-11610-00)	1	
	1W5-11610-10-00	PISTON RINGSET 1ST (2X7-11610-10)	1	

CONTINUED ON NEXT FRAME ➤

CRANK - PISTON

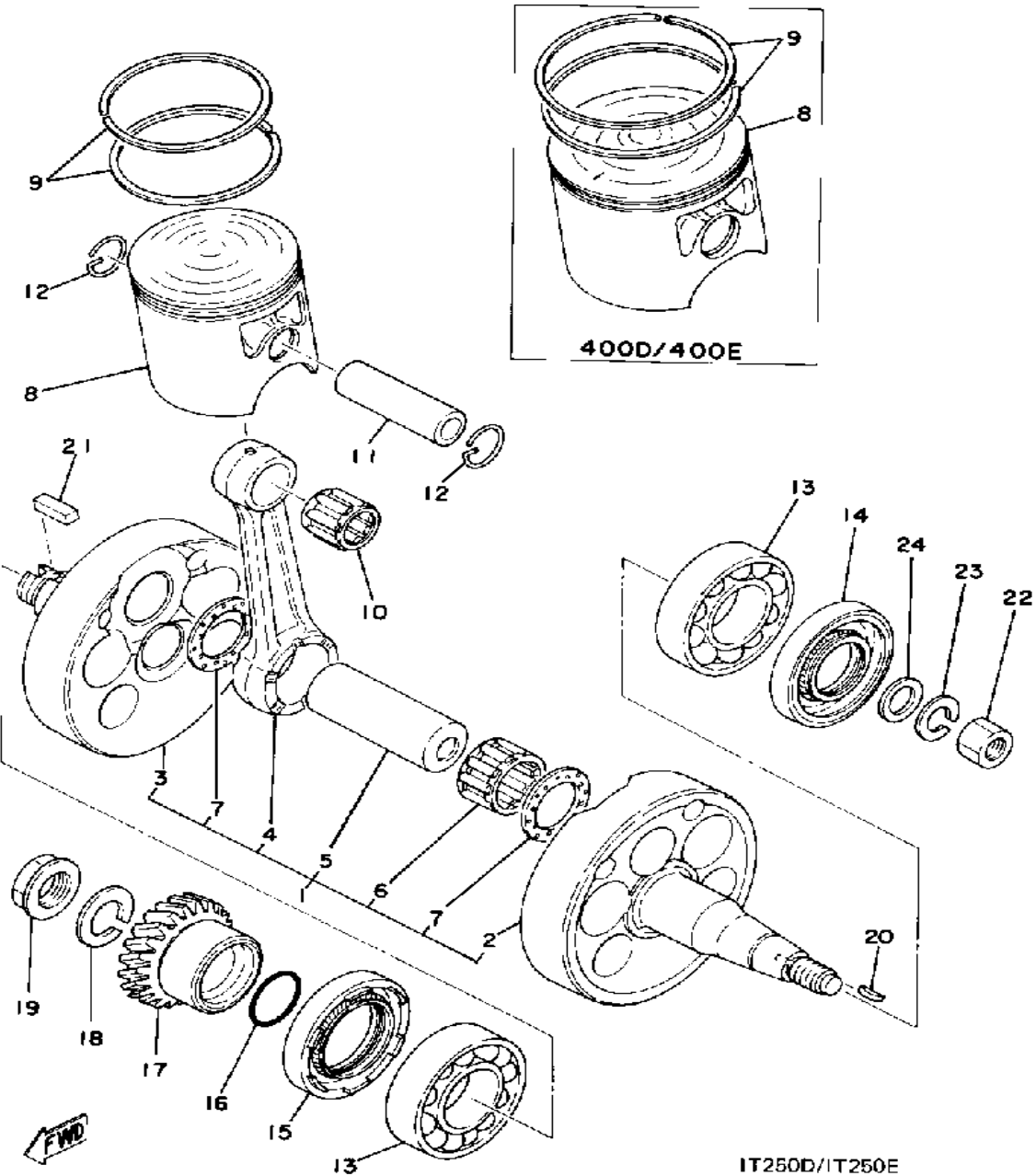


Ref. No.	Part Number	Description	Qty	Remarks
9	1W5-11610-20-00	PISTON RINGSET 2ND (2X7-11610-20)	1	
	1W5-11610-30-00	PISTON RINGSET 3RD (2X7-11610-30)	1	
	1W5-11610-40-00	PISTON RINGSET 4TH (2X7-11610-40)	1	
	1W6-11610-00-00	PISTON RINGSET STD	1	
	1W6-11610-10-00	PISTON RINGSET 1ST	1	
	1W6-11610-20-00	PISTON RINGSET 2ND	1	
	1W6-11610-30-00	PISTON RINGSET 3RD	1	
	1W6-11610-40-00	PISTON RINGSET 4TH	1	
10	93310-218A6-00	BEARING	1	
11	214-11633-00-00	PIN, PISTON	1	
	275-11633-00-00	PIN, PISTON (1W4-11633-00)	1	
12	93450-20026-00	CIRCLIP	2	
13	93306-20627-00	BEARING	2	
	93306-30615-00	BEARING (B6306)	2	
14	93103-30150-00	OIL SEAL (38W)	1	
15	93103-40091-00	OIL SEAL, SW-TYPE	1	
16	93210-29282-00	O-RING	1	
17	(1W3-16111-00-00)	GEAR, PRI DRIVE	1	
	(1W4-16111-00-00)	GEAR, PRI DRIVE	1	
18	92901-18100-00	WASHER, SPRING	1	
19	90179-18172-00	NUT	1	
20	90280-16053-00	KEY, WOODRUFF	1	
21	90282-07019-00	KEY, STRAIGHT	1	
22	90170-12347-00	NUT, HEXAGON	1	
23	92901-12100-00	WASHER, SPRING	1	
24	510-11650-01-00	CONNECTING ROD ASSEMBLY	1	ALTERNATE PARTS
	5X5-11650-00-00	CONNECTING ROD ASSEMBLY	1	ALTERNATE PARTS

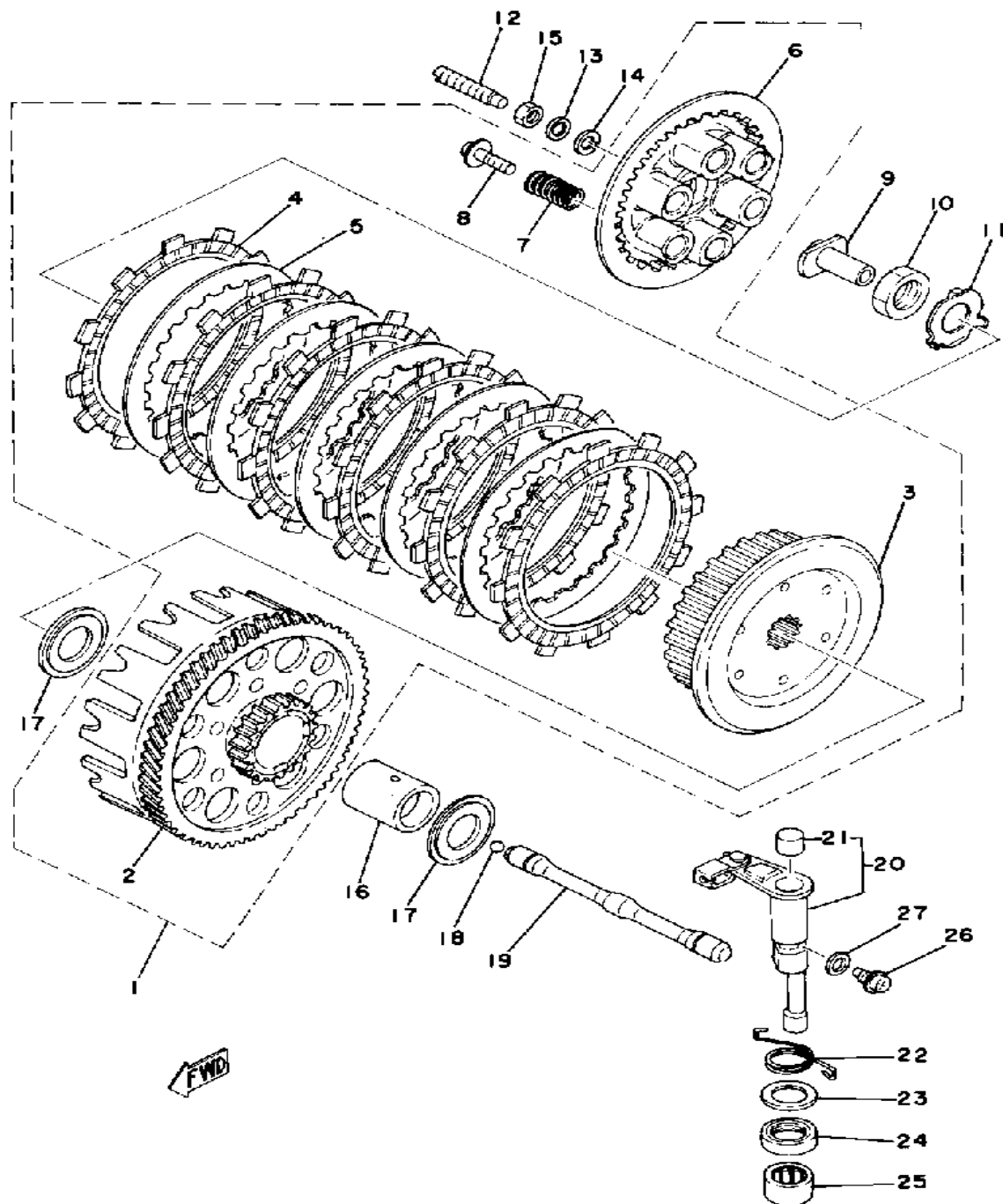
CONTINUED ON NEXT FRAME ➤

CRANK - PISTON

Ref. No.	Part Number	Description	Qty	Remarks
24	90201-12593-00	WASHER, PLATE	1	



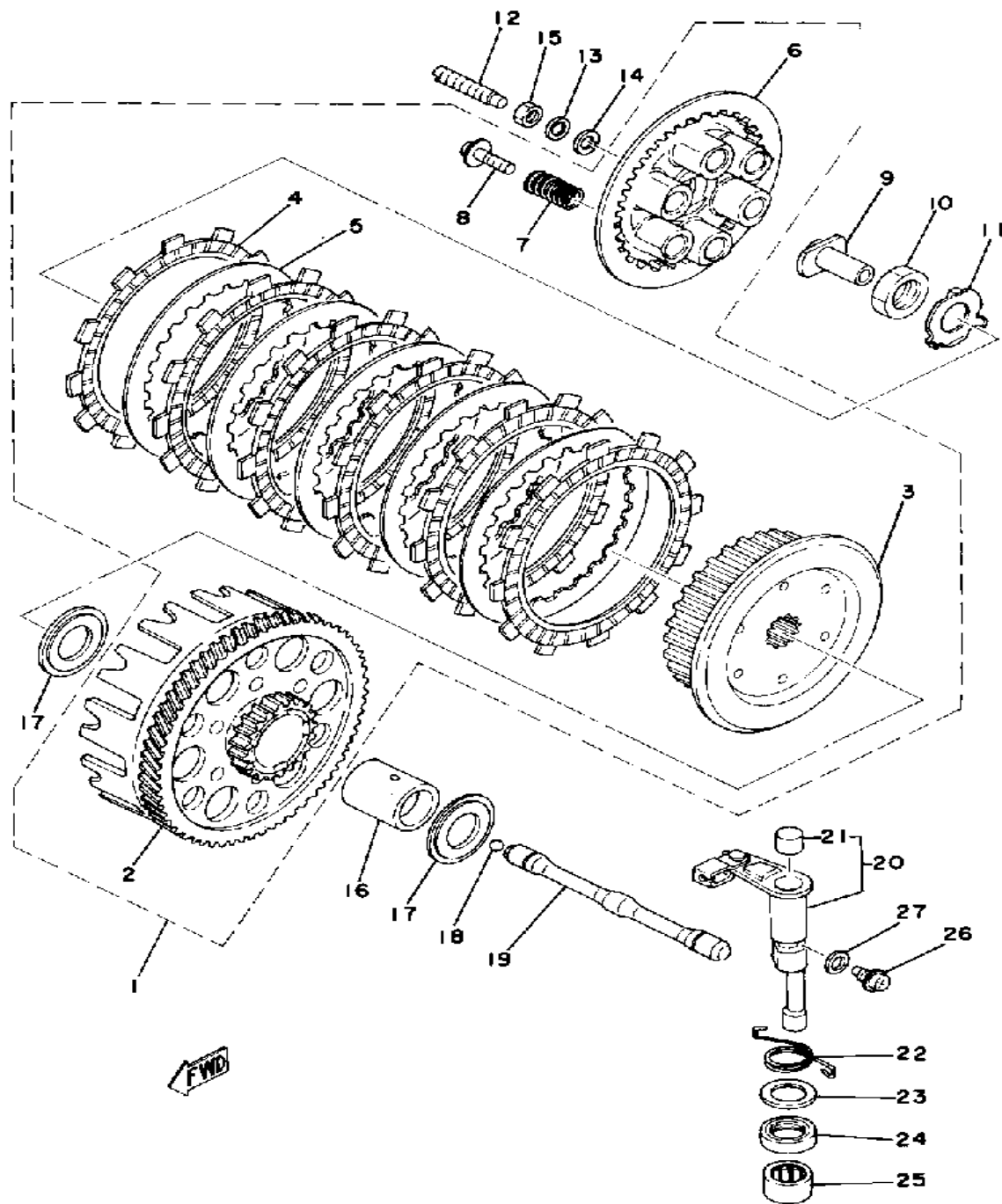
Piston Skirt Clearance (new/max.)	0.045~0.050mm (.0018~.0020") / 0.1mm (.004")
Ring End Gap (top/2nd/3rd)	0.3 ~ 0.5mm (.011 ~ .019") / Same / ϕ
Ring Groove Clearance (top/2nd/3rd)	0.03 ~ 0.05mm (.0011 ~ .0019") / Same / ϕ



CLUTCH

Ref. No.	Part Number	Description	Qty	Remarks
1	(1W3-16301-00-00)	CLUTCH ASSEMBLY	1	
	(1W4-16301-00-00)	CLUTCH ASSEMBLY	1	
2	1W4-16150-00-00	PRI DRVN GEAR	1	
3	1W3-16371-00-00	BOSS, CLUTCH	1	
	509-16371-01-00	BOSS, CLUTCH	1	
4	4H7-16321-01-00	PLATE, FRICTION	6	
	4H7-16321-01-00	PLATE, FRICTION	7	
5	360-16325-00-00	PLATE, CLUTCH 2	5	
	360-16325-00-00	PLATE, CLUTCH 2	6	
6	1M1-16351-00-00	PLATE, PRESSURE 1	1	
	1W3-16351-00-00	PLATE, PRESSURE 1	1	
7	90501-24408-00	SPRING, COMPRESSION	6	
8	90159-06016-00	SCREW, WITH WASHER	6	
9	1M1-16356-00-00	ROD, PUSH 1	1	
10	90170-20195-00	NUT, HEXAGON	1	
11	90215-20125-00	WASHER, LOCK	1	
12	90149-08105-00	SCREW, SPEC'L SHAPE	1	
13	92990-08200-00	WASHER, PLAIN	1	
14	92990-08100-00	WASHER	1	
15	95311-08700-00	NUT	1	
16	1M1-16181-00-00	SPACER 1	1	
17	360-16154-00-00	PLATE, THRUST 1	2	
18	93515-32029-00	BALL	1	
19	1W4-16357-00-00	ROD, PUSH 2	1	
20	1W4-16380-00-00	PUSH LEVER ASSEMBLY	1	
21	214-17481-00-00	PLUG, BLIND	1	
22	90508-14360-00	SPRING, TORSION	1	
23	90201-17327-00	WASHER, PLATE	1	
24	93102-17004-00	OIL SEAL	1	

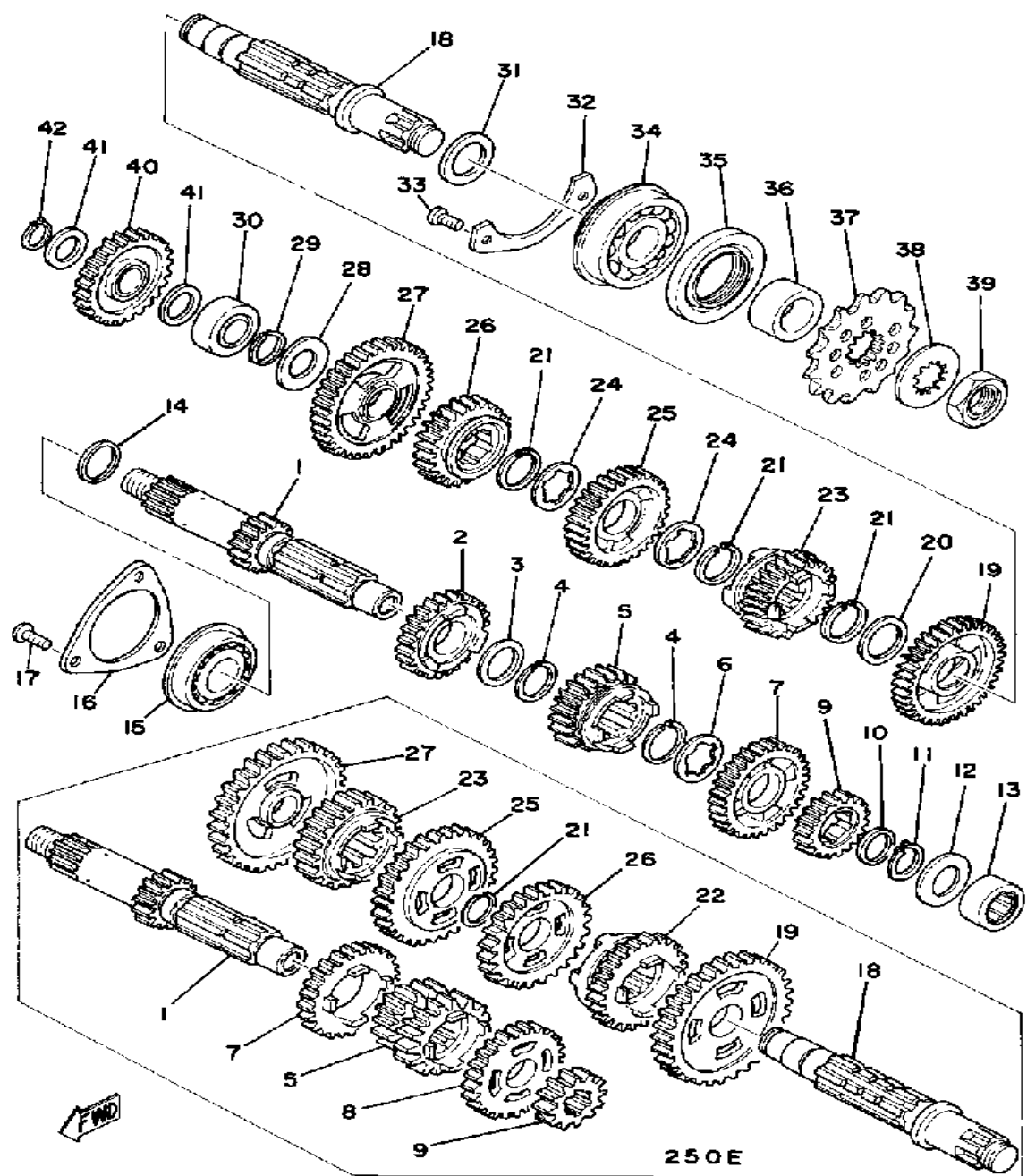
CONTINUED ON NEXT FRAME ➤



CLUTCH

Ref. No.	Part Number	Description	Qty	Remarks
25	93315-11720-00	BEARING	1	
26	90149-08108-00	SCREW, SPEC'L SHAPE	1	
27	90430-08069-00	GASKET	1	

TRANSMISSION



IT250E

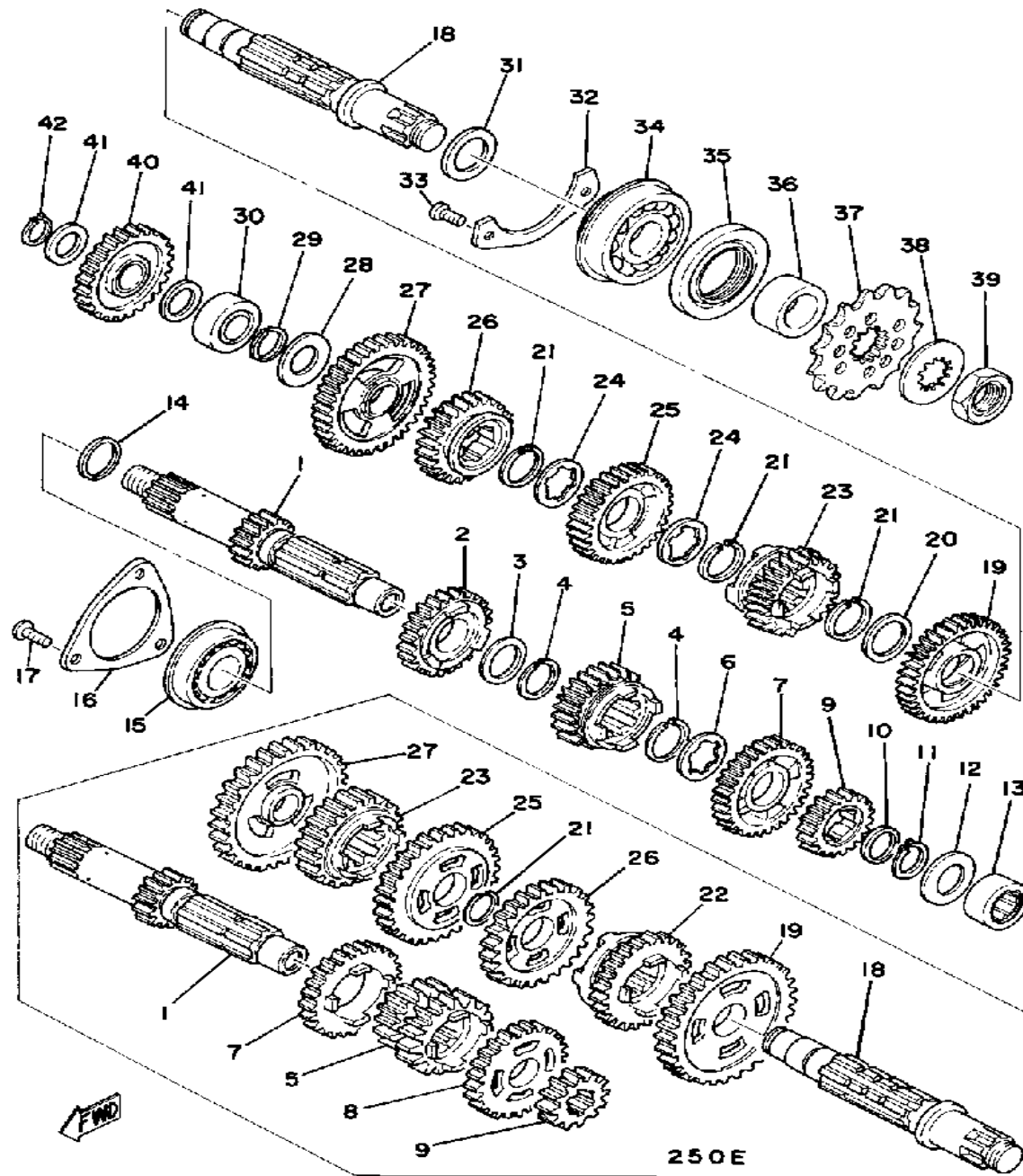
IT400E

Secondary	type/teeth/chain	Chain / 46-14 / DID520TH - 104L	Chain / 40-15 / DID520TH - 106L
-----------	------------------	---------------------------------	---------------------------------

Ref. No.	Part Number	Description	Qty	Remarks
1	(1N6-17411-00-00)	AXLE, MAIN	1	
	1M1-17411-00-00	AXLE, MAIN	1	
	2K9-17411-00-00	AXLE, MAIN	1	
2	1M1-17141-01-00	GEAR, 4TH PINION	1	
3	90201-253K0-00	WASHER, PLATE (T=1.0)	1	
4	93440-25084-00	CIRCLIP	2	
5	(1M1-17131-01-00)	GEAR, 3RD PINION	1	
	(2K9-17131-00-00)	GEAR, 3RD PINION	1	
6	90209-22082-00	WASHER (0.5T)	1	
7	(2K9-17151-01-00)	GEAR, 5TH PINION	1	
	1M1-17151-00-00	GEAR, 5TH PINION	1	
8	(2K9-17161-01-00)	GEAR, 6TH PINION	1	
9	(1N6-17121-00-00)	GEAR, 2ND PINION	1	
	(2K9-17121-00-00)	GEAR, 2ND PINION	1	
10	90201-20613-00	WASHER, PLATE	1	
11	93410-20038-00	CIRCLIP	1	
12	90201-20278-00	WASHER, PLATE	1	
13	93311-62035-00	BEARING, CYLINDER.# 1	1	
14	168-17428-01-03	SHIM 2 (25-34-0.3)	1	
	168-17428-01-05	SHIM 2 (25-34-0.5)	1	
15	93306-20535-00	BEARING (93306-20515)	1	
16	1W4-15383-00-00	PLATE, BRNG COVER	1	
17	92703-06012-00	SCREW, FLAT HEAD	3	
18	(2K9-17421-00-00)	AXLE, DRIVE	1	
	1M2-17421-00-00	AXLE, DRIVE	1	
19	(2K9-17221-00-00)	GEAR, 2ND WHEEL	1	
	1N6-17221-00-00	GEAR, 2ND WHEEL	1	
20	90201-253K0-00	WASHER, PLATE (T=1.0)	1	
21	93440-25084-00	CIRCLIP	3	

CONTINUED ON NEXT FRAME ➤

TRANSMISSION



IT250E

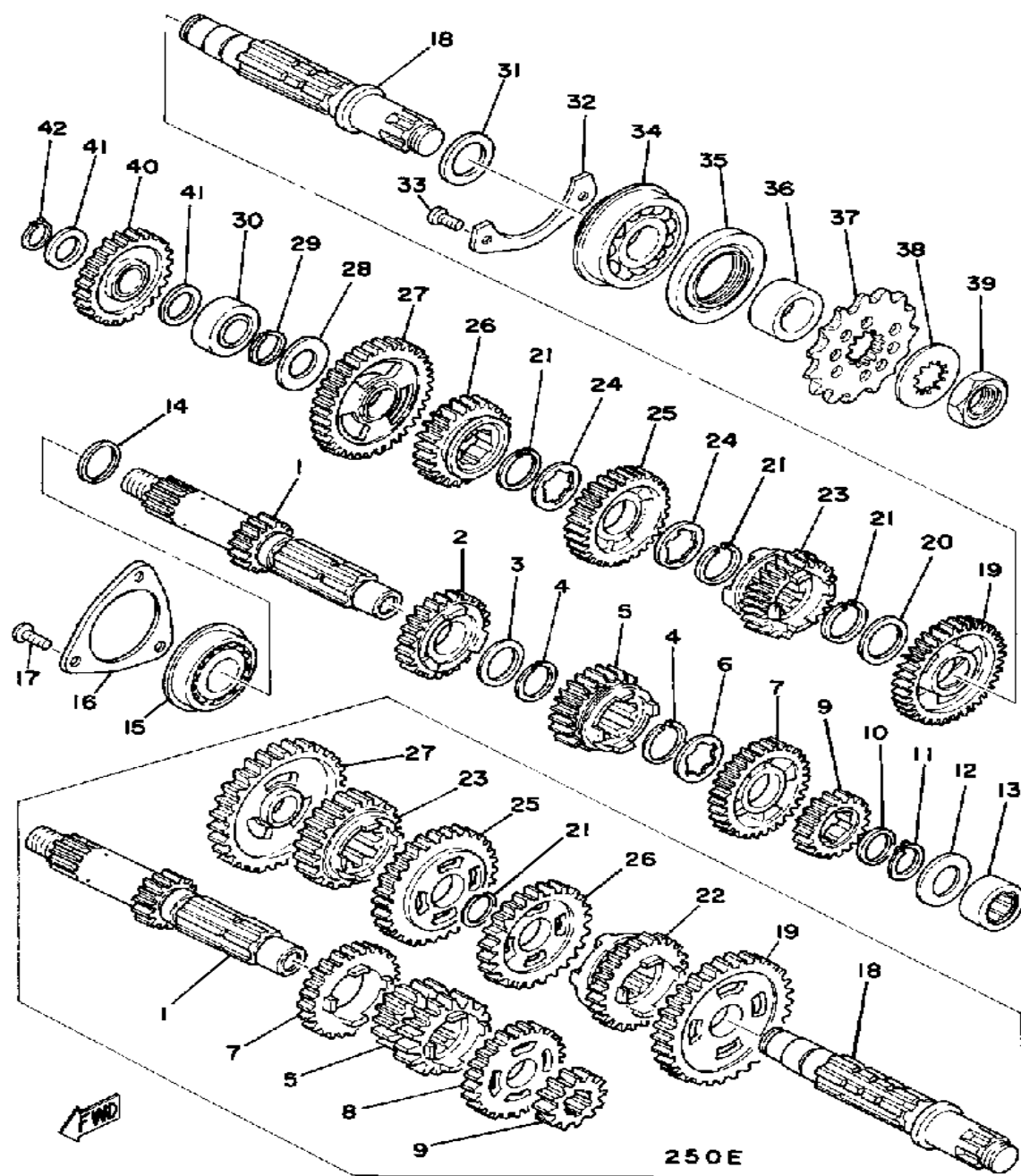
IT400E

Secondary	type/teeth/chain	Chain / 46-14 / DID520TH - 104L	Chain / 40-15 / DID520TH - 106L
-----------	------------------	---------------------------------	---------------------------------

Ref. No.	Part Number	Description	Qty	Remarks
21	93440-25084-00	CIRCLIP	4	
22	(2K9-17261-01-00)	GEAR, 6TH WHEEL	1	
23	(2K9-17251-01-00)	GEAR, 5TH WHEEL	1	
	1M1-17251-01-00	GEAR, 5TH WHEEL	1	
	1N6-17251-00-00	GEAR, 5TH WHEEL	1	
24	90209-22082-00	WASHER (0.5T)	2	
25	(2K9-17231-00-00)	GEAR, 3RD WHEEL	1	
	1M1-17231-00-00	GEAR, 3RD WHEEL	1	
26	(2K9-17241-00-00)	GEAR, 4TH WHEEL	1	
	1M1-17241-01-00	GEAR, 4TH WHEEL	1	
27	(1M1-17211-00-00)	GEAR, 1ST WHEEL	1	
	(1N6-17211-00-00)	GEAR, 1ST WHEEL	1	
	(2K9-17211-00-00)	GEAR, 1ST WHEEL	1	
28	90201-20278-00	WASHER, PLATE	1	
29	93410-20038-00	CIRCLIP	1	
30	93311-62035-00	BEARING, CYLINDER.# 1	1	
31	168-17428-01-03	SHIM 2 (25-34-0.3)	1	
	168-17428-01-05	SHIM 2 (25-34-0.5)	1	
32	509-15381-00-00	PLATE, BRNG COVER	1	
33	92703-06012-00	SCREW, FLAT HEAD	2	
34	93306-30517-00	BEARING	1	
35	93102-35109-00	OIL SEAL (SD-35-62-6 HS)	1	
36	90387-25192-00	COLLAR	1	
37	93834-13030-00	SPROCKET, DRIVE 13T (23X1746130)	1	
	93834-14051-00	SPROCKET, DRIVE (23X-17461-40)	1	
	93834-15078-00	SPROCKET, DRIVE	1	
38	90215-21239-00	WASHER, LOCK	1	

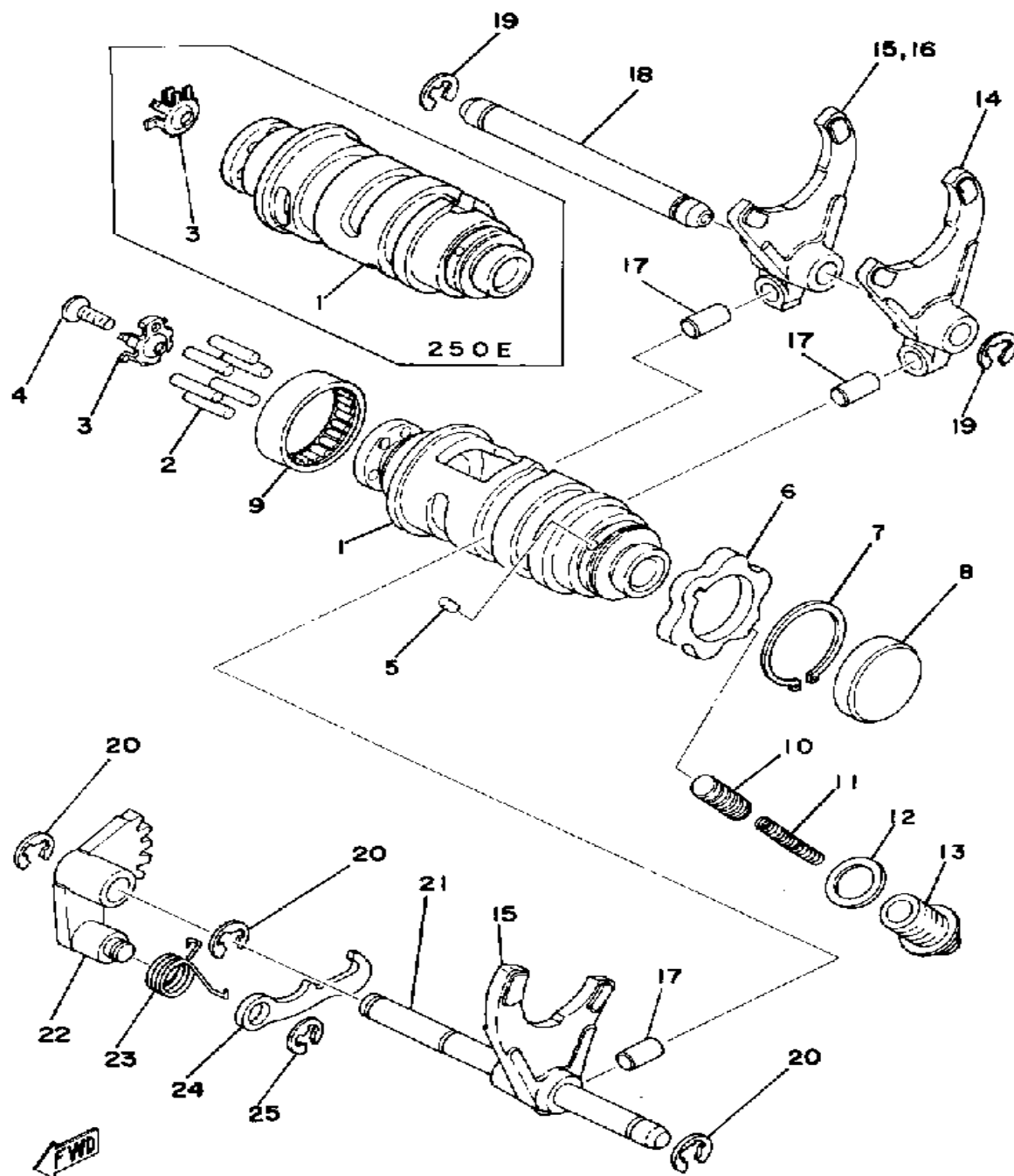
CONTINUED ON NEXT FRAME ►

TRANSMISSION



Ref. No.	Part Number	Description	Qty	Remarks
39	90179-18020-00	NUT	1	
40	(1W4-15651-00-00)	GEAR, KICK IDLE	1	
41	90201-17255-00	WASHER, PLATE	2	
42	99009-17400-00	CIRCLIP	1	

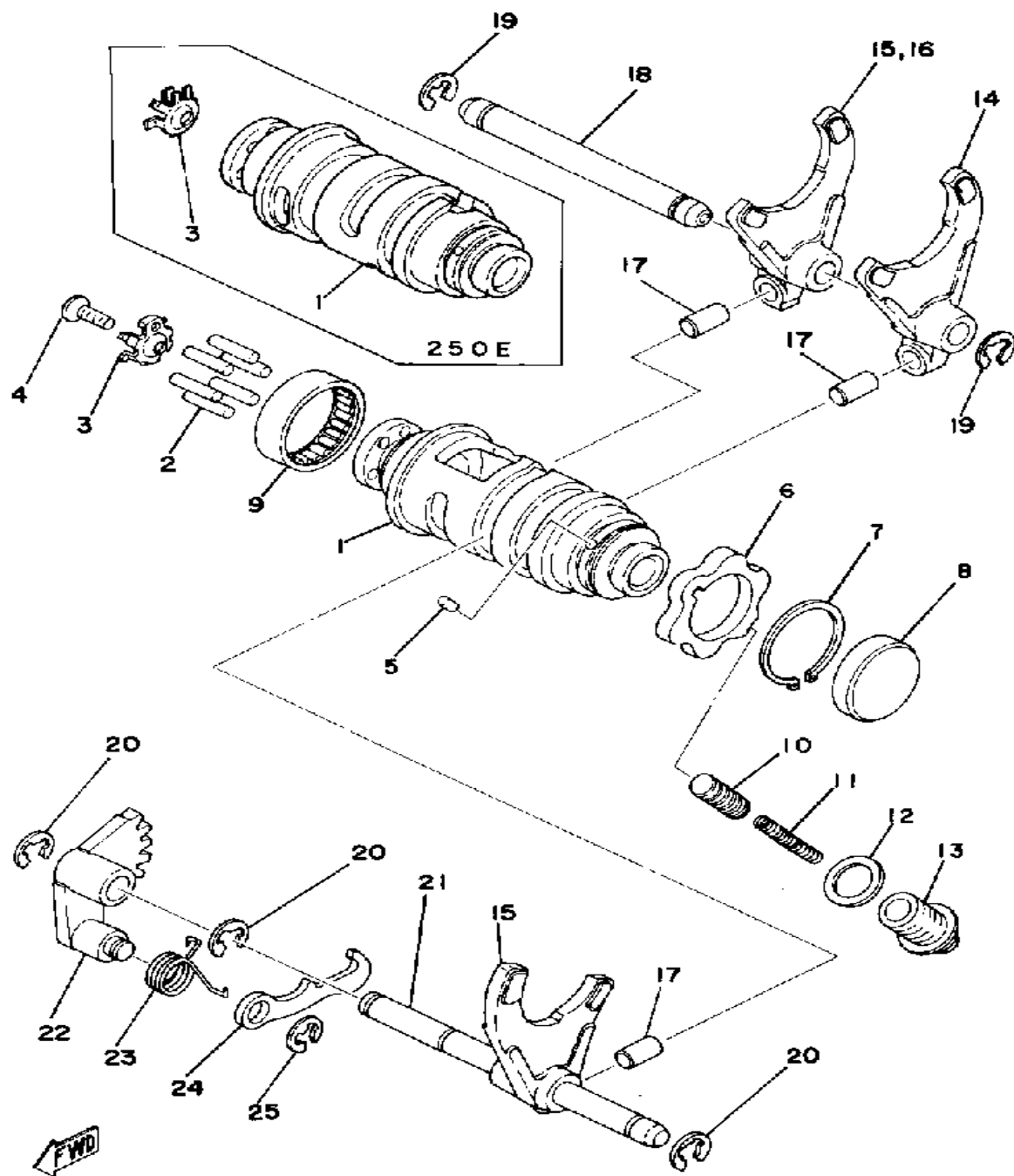
IT250E		IT400E	
Secondary	type/teeth/chain	Chain / 46-14 / DID520TH - 104L	Chain / 40-15 / DID520TH - 106L



SHIFTER 1

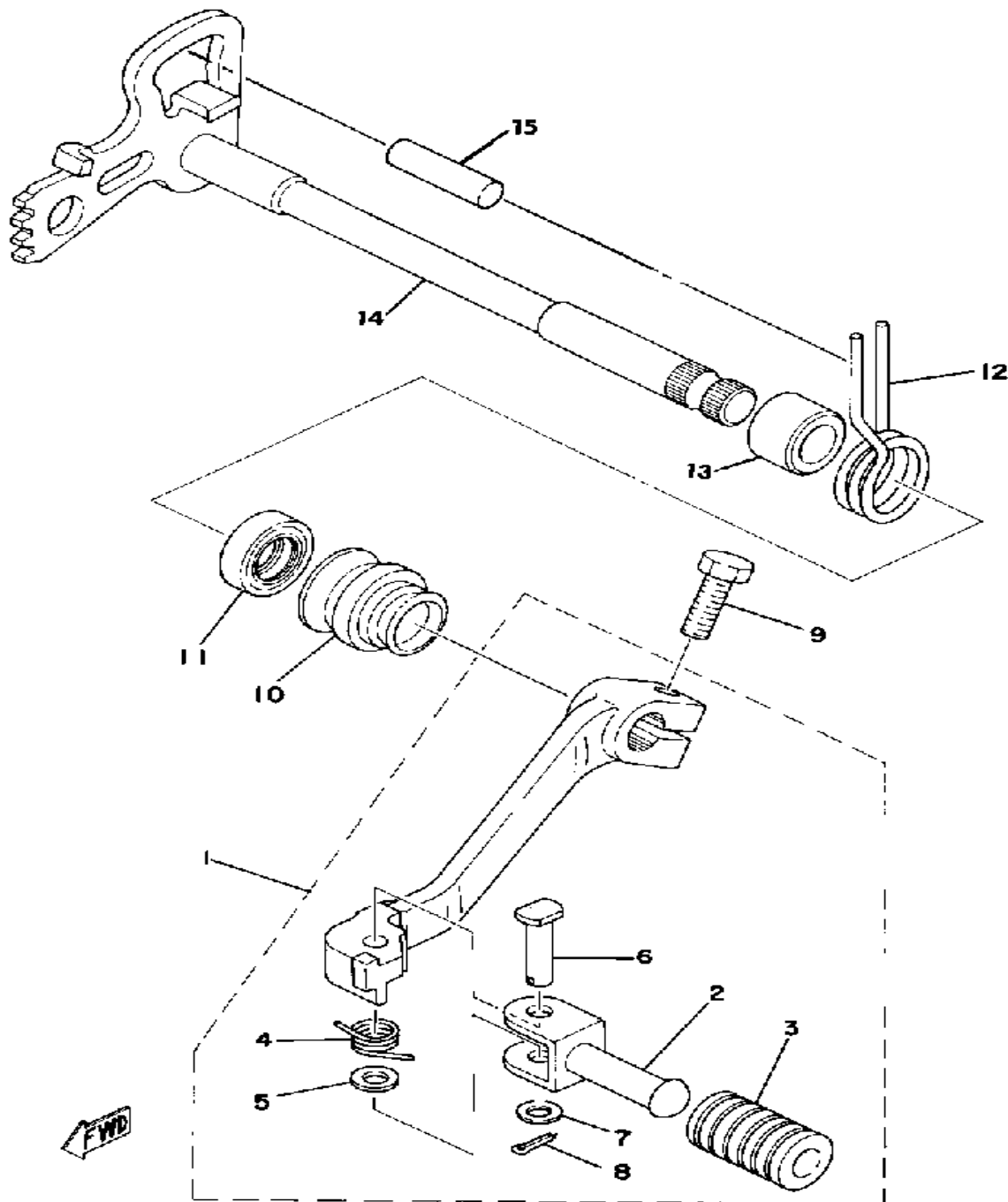
Ref. No.	Part Number	Description	Qty	Remarks
1	(2K9-18541-00-00)	CAM, SHIFT	1	
	1W4-18541-00-00	CAM, SHIFT	1	
2	93604-18100-00	PIN, DOWEL	6	
3	2K9-18561-00-00	PLATE, SIDE 1	1	
	434-18561-00-00	PLATE, SIDE 1	1	
4	98701-05012-00	SCREW, FLAT HEAD	1	
5	93604-08071-00	PIN, DOWEL	1	
6	360-18141-01-00	PLATE, STOPPER	1	
7	99009-30400-00	CIRCLIP	1	
8	90338-22030-00	PLUG, SPEC'L SHAPE (168-18149-01)	1	
9	93315-23208-00	BEARING	1	
10	353-18547-00-00	STOPPER, CAM	1	
11	90501-10062-00	SPRING, COMPRESSION	1	
12	137-15353-00-00	GASKET, DRAIN	1	
13	90109-14485-00	BOLT	1	
14	(2K9-18511-00-00)	FORK, SHIFT 1	1	
	1W4-18511-01-00	FORK, SHIFT 1	1	
15	(2K9-18512-00-00)	FORK, SHIFT 2	1	
	1W4-18512-01-00	FORK, SHIFT 2	2	
16	(2K9-18513-00-00)	FORK, SHIFT 3	1	
17	90250-08017-00	PIN, STRAIGHT	3	
18	1W4-18535-00-00	BAR, SHIF FRK GDE 2	1	
19	99001-09600-00	CIRCLIP	2	
20	99001-08600-00	CIRCLIP	3	
21	1M1-18531-00-00	BAR, SHIF FRK GDE 1	1	
22	434-18122-00-00	LEVER, SHIFT 2	1	
23	90508-08334-00	SPRING, TORSION	1	
24	498-18151-03-00	LEVER, SHIFT 3	1	

CONTINUED ON NEXT FRAME ►



SHIFTER 1

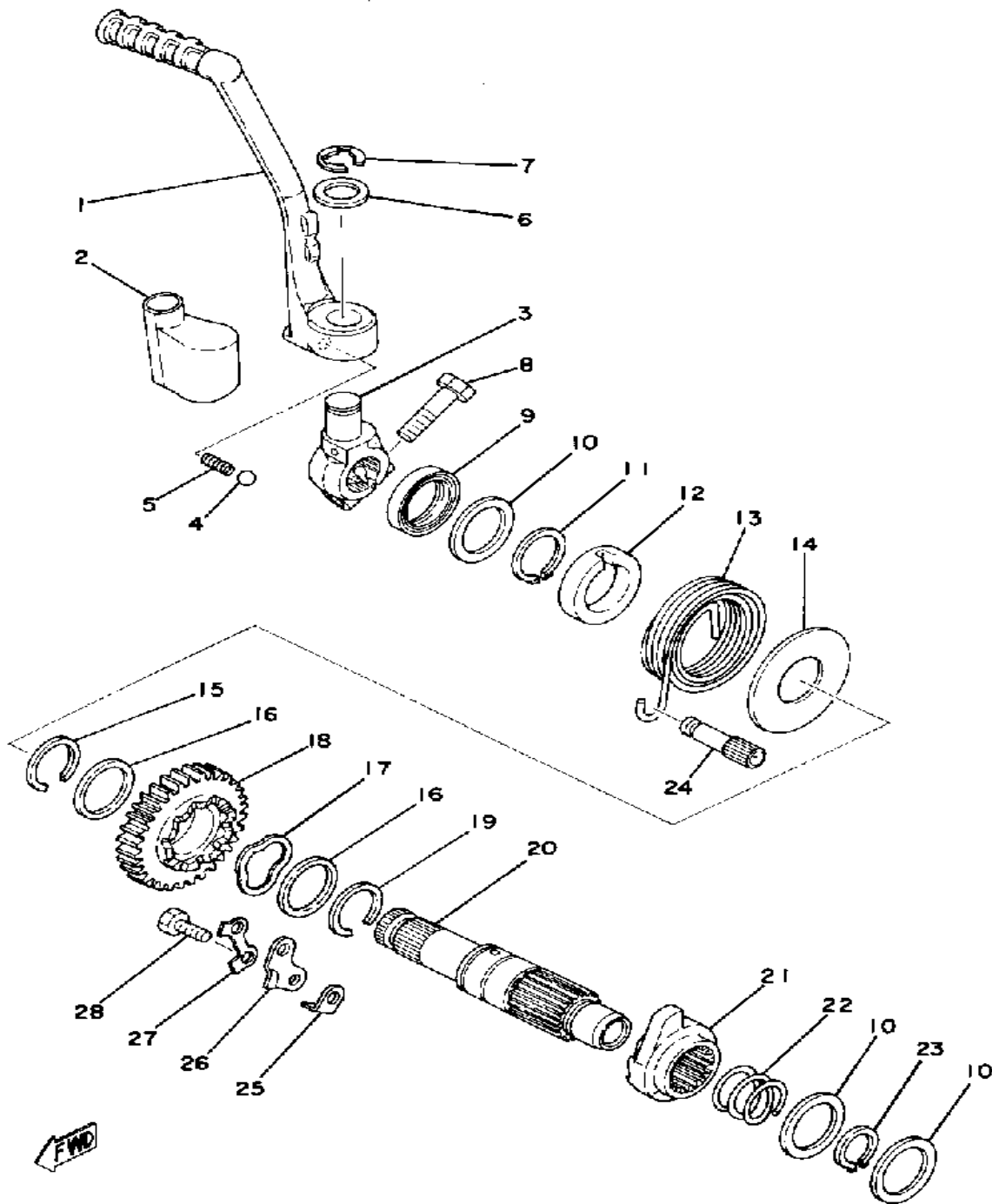
Ref. No.	Part Number	Description	Qty	Remarks
25	99080-07600-00	CIRCLIP (E)	1	



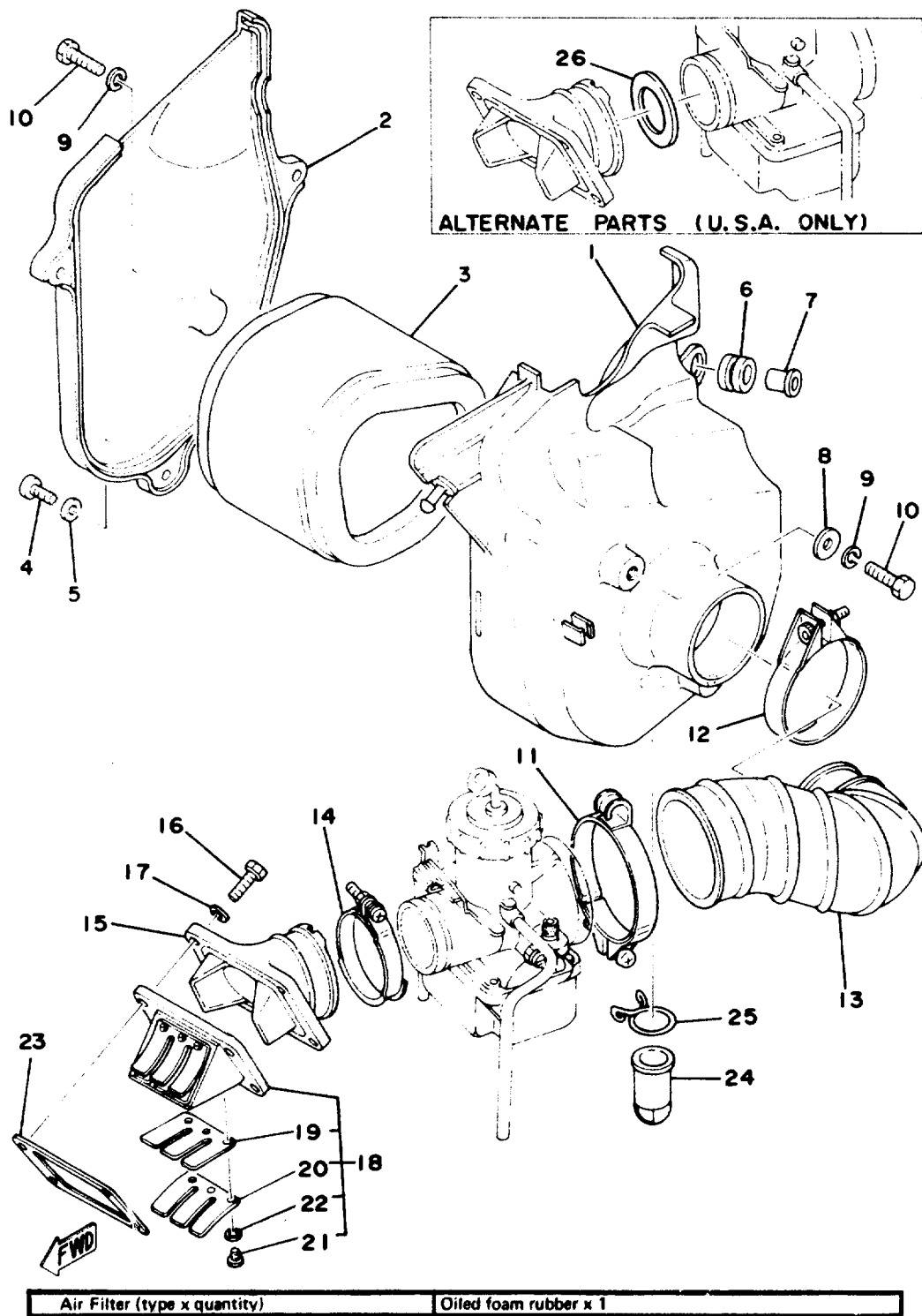
SHIFTER 2

Ref. No.	Part Number	Description	Qty	Remarks
1	2HF-18110-01-00	SHIFT PEDAL ASSEMBLY	1	
2	1W6-18162-00-00	PEDAL, SHIFT	1	
3	1W6-18113-00-00	COVER, SHIFT PEDAL	1	
4	90508-16351-00	SPRING, TORSION	1	
5	92990-06200-00	WASHER	1	
6	90240-06057-00	PIN, CLEVIS	1	
7	92901-06600-00	WASHER	1	
8	91490-20020-00	PIN, COTTER	1	
9	97011-06020-00	BOLT	1	
10	214-18131-00-00	BOOT, SEALING	1	
11	93102-12321-00	OIL SEAL, SD-TYPE	1	
12	90508-32318-00	SPRING, TORSION	1	
13	90560-12171-00	SPACER	1	
14	1M1-18101-01-00	SHIFT SHAFT ASSEMBLY 1 . .	1	
15	93608-30152-00	PIN, DOWEL	1	

KICK STARTER



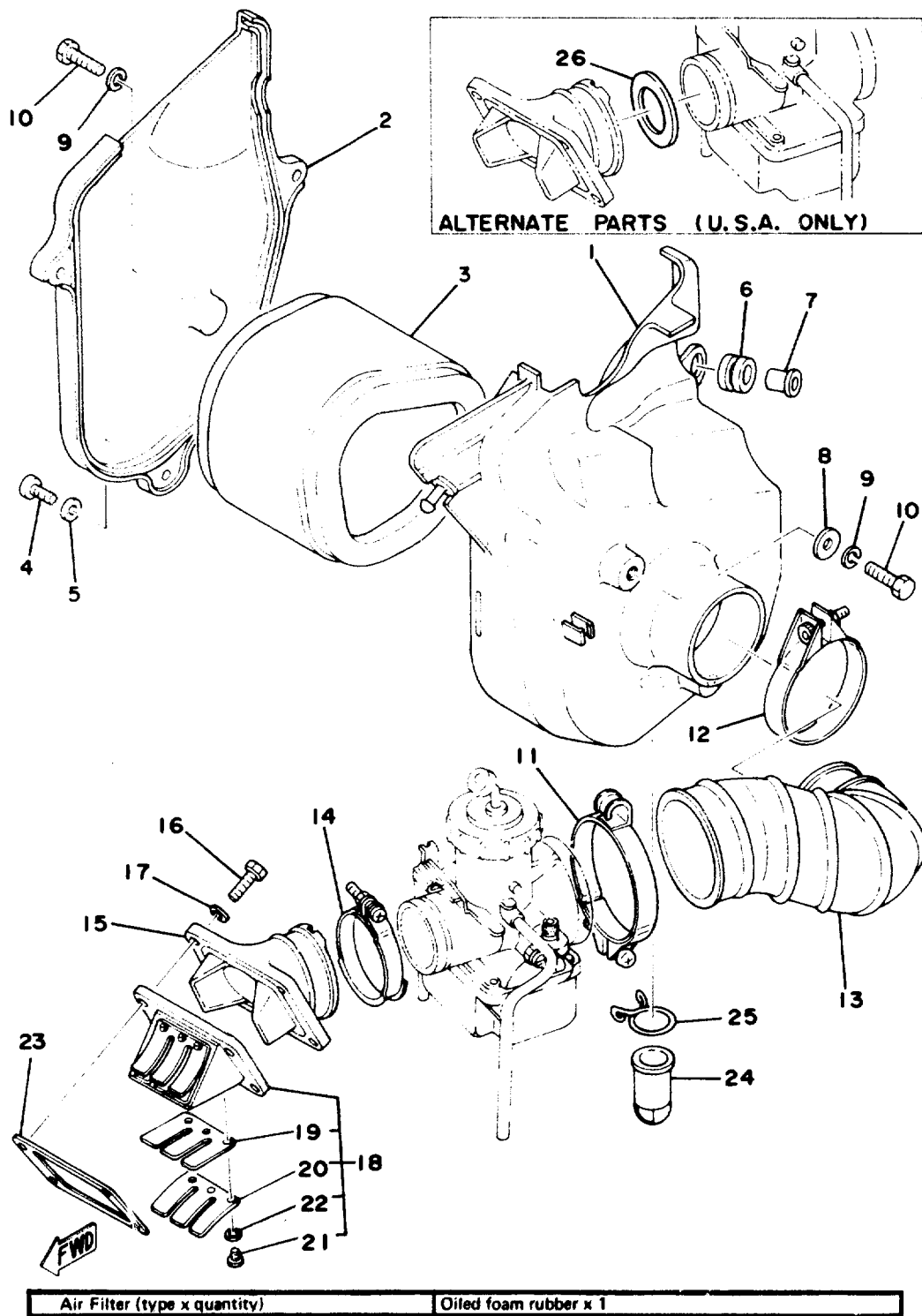
Ref. No.	Part Number	Description	Qty	Remarks
1	1W4-15611-00-00	CRANK, KICK	1	
2	1W4-15618-00-00	COVER, KICK LEVER	1	
3	583-15621-00-00	BOSS, KICK CRANK	1	YAMAHA BLACK
4	93507-32031-00	BALL	1	
5	90501-12081-00	SPRING, COMPRESSION	1	
6	90201-15234-00	WASHER, PLATE	1	
7	99006-10600-00	CIRCLIP	1	
8	97313-08030-00	BOLT, HEXAGON	1	
9	93102-20309-00	SEAL, OIL	1	
10	90201-20278-00	WASHER, PLATE	3	
11	93410-25010-00	CIRCLIP, S-TYPE	1	
12	(1M1-15664-00-00)	GUIDE, SPRING	1	
13	90508-32317-00	SPRING, TORSION	1	
14	(90201-25637-00)	WASHER, PLATE	1	
15	93440-25084-00	CIRCLIP	1	
16	90201-253K0-00	WASHER, PLATE (T=1.0)	2	
17	90206-25059-00	WASHER, WAVE	1	
18	1W4-15641-01-00	GEAR, KICK	1	
19	93440-25027-00	1CIRCLIP, OUTER	1	
20	(1W4-15661-00-00)	AXLE, KICK	1	
21	(1W4-15671-00-00)	WHEEL, RATCHET	1	
22	(90501-16462-00)	SPRING, COMPRESSION	1	
23	93410-20038-00	CIRCLIP	1	
24	(1M1-15668-01-00)	STOPPER	1	
25	(1W4-15668-00-00)	STOPPER	1	
26	(1W4-15674-00-00)	GUIDE, RATCHET WHL	1	
27	(1W4-15686-00-00)	WASHER, LOCK	1	
28	97313-06016-00	BOLT, HEXAGON	2	



INTAKE

Ref. No.	Part Number	Description	Qty	Remarks
1	1W4-14411-00-00	CASE, AIR CLEANER 1	1	
2	(1W6-14412-00-00)	CAP, CLEANER CASE 1	1	
3	1W4-14451-00-00	ELEMENT, AIR CLNR.	1	
4	98503-06014-00	SCREW, PAN HEAD (92502-06016)	3	
5	92901-06600-00	WASHER	3	
6	90480-14023-00	GROMMET	3	
7	90387-07391-00	COLLAR	3	
8	90201-06067-00	WASHER, PLATE	2	
9	92995-06100-00	WASHER, SPRING	3	
10	97011-06025-00	BOLT (97001-06025)	3	
11	90460-68231-00	CLAMP, HOSE	1	
12	90460-71129-00	CLAMP, HOSE (90460-71017) .	1	
13	(1W3-14453-00-00)	JOINT, AIR CLNR 1	1	
	1W4-14453-00-00	JOINT, AIR CLNR 1	1	
14	90460-51109-00	CLAMP, HOSE	1	
15	1W3-13565-00-00	JOINT, CARBURETOR	1	
	1W4-13565-00-00	JOINT, CARBURETOR	1	
16	97011-06020-00	BOLT	4	
17	92995-06100-00	WASHER, SPRING	4	
18	(431-13610-01-00)	REED VALVE ASSEMBLY	1	
19	363-13613-00-00	REED, VALVE	2	
20	363-13616-00-00	STOPPER, REED VALVE	2	
21	98580-03008-00	SCREW, PAN HEAD	6	
22	92990-03100-00	WASHER, SPRING (92901-03100)	6	
23	8Y7-13556-01-00	GASKET, MANIFOLD	1	
24	1W4-14457-00-00	SEAL	1	
25	90467-20030-00	CLIP	1	

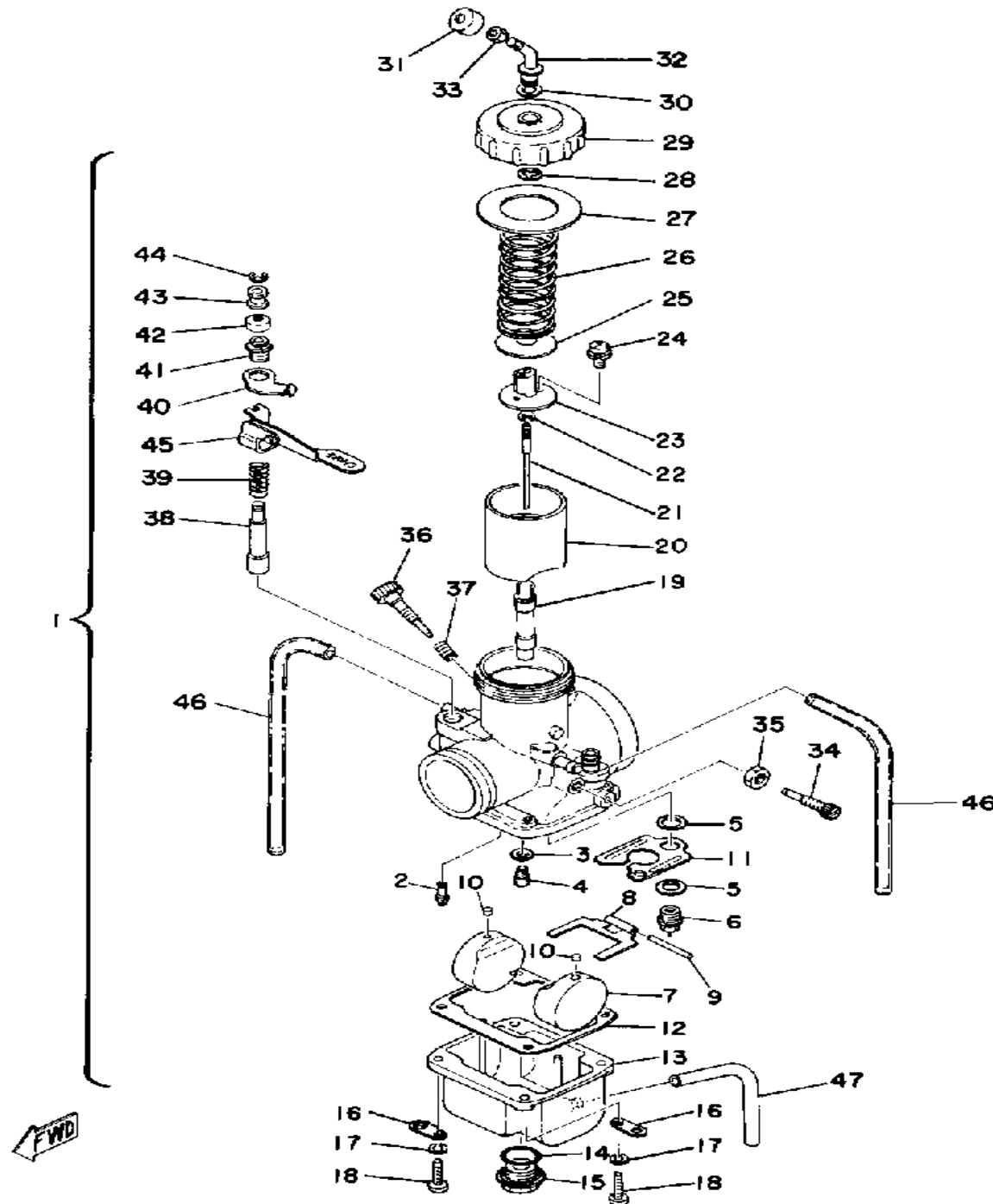
CONTINUED ON NEXT FRAME ►



INTAKE

Ref. No.	Part Number	Description	Qty	Remarks
26	(1W6-14477-00-00)	PLATE	1	ALTERNATE PARTS

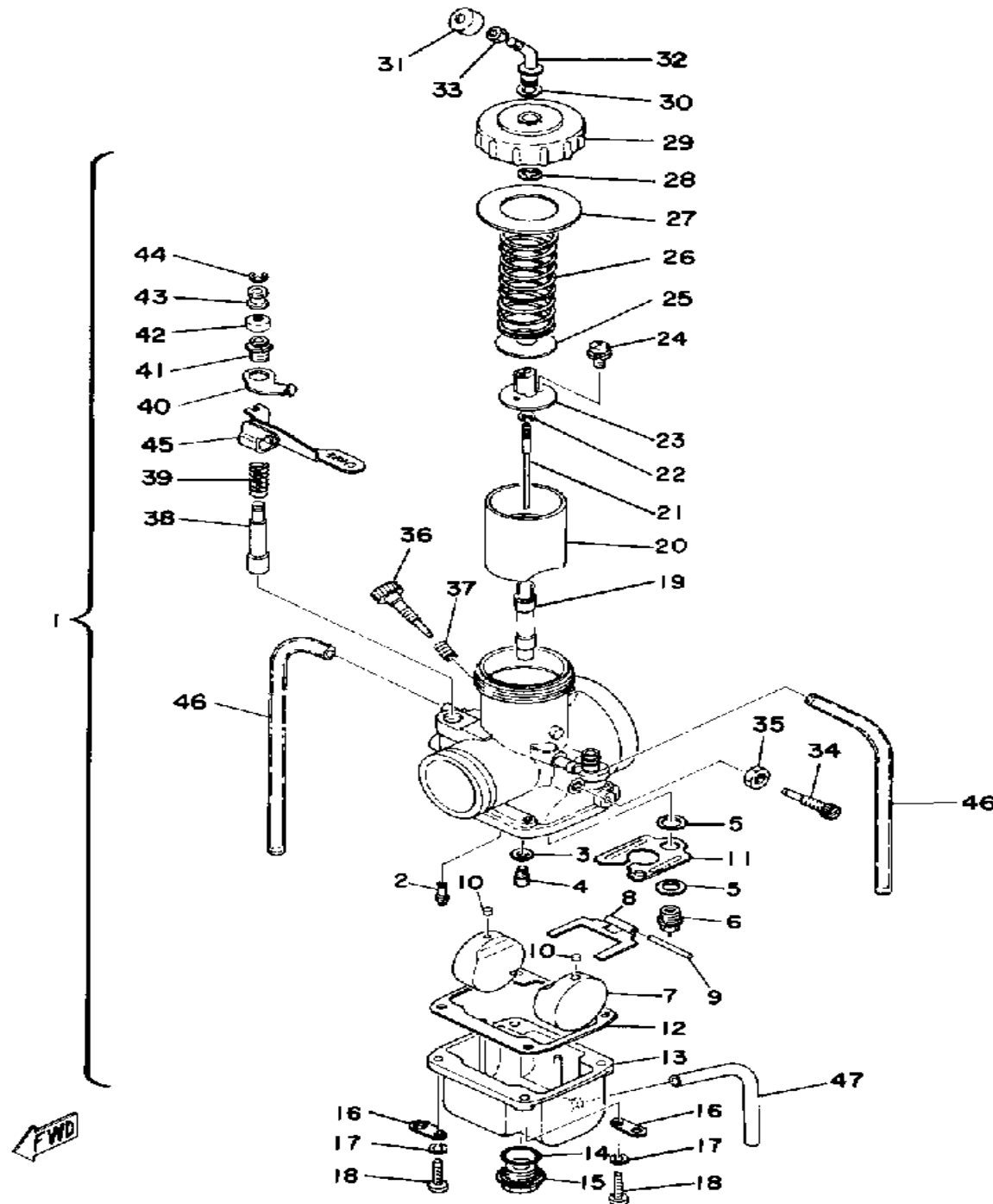
CARBURETOR



Ref. No.	Part Number	Description	Qty	Remarks
1	(1W5-14101-00-00)	CARBURETOR ASSEMBLY 1	1	
	(1W6-14101-00-00)	CARBURETOR ASSEMBLY 1	1	
2	193-14142-50-00	. JET, PILOT (# 50)	1	
3	137-14153-00-00	. WASHER, MAIN JET	1	
	509-14145-00-00	. SETTER, NEEDLE JET	1	
4	137-14143-68-00	. JET, MAIN (#340)	1	U.RU.RU.RU.R
	137-14143-70-00	. JET, MAIN (#350)	1	U.RU.RU.RU.R STD (400D/E)
	137-14143-72-00	. JET, MAIN (#360)	1	U.RU.RU.RU.R STD (250D/E)
	137-14143-74-00	. JET, MAIN (#370)	1	U.RU.RU.R
5	239-14195-00-00	. WASHER, NEEDLE VALVE	2	
6	23X-14107-35-00	. NEEDLE VALVE SET	1	
	24X-14107-30-00	. NEEDLE VALVE SET (239-14190-30) (3.0)	1	
7	214-14185-00-00	. FLOAT	2	
8	363-14187-00-00	. ARM, FLOAT	1	
9	127-14186-00-00	. PIN, FLOAT	1	
10	214-14118-00-00	. CAP	2	
11	510-14146-00-00	. PLATE	1	
12	363-14184-00-00	. GASKET, FLOAT CHMBR	1	
13	(510-14181-16-00)	BODY, FLOAT CHMBR 1	1	
14	558-14147-00-00	. O-RING	1	
15	500-14115-00-00	. PLUG, SCREW	1	
16	313-14146-00-00	. PLATE	2	
17	92990-05100-00	. WASHER, SPRING	4	
18	98580-05016-00	. SCREW, PAN HEAD	4	
19	239-14141-44-00	. NOZZLE, MAIN P 4	1	
	510-14141-44-00	. NOZZLE, MAIN	1	
20	(1W3-14112-20-00)	VALVE, THROTTLE 1	1	

CONTINUED ON NEXT FRAME ►

CARBURETOR

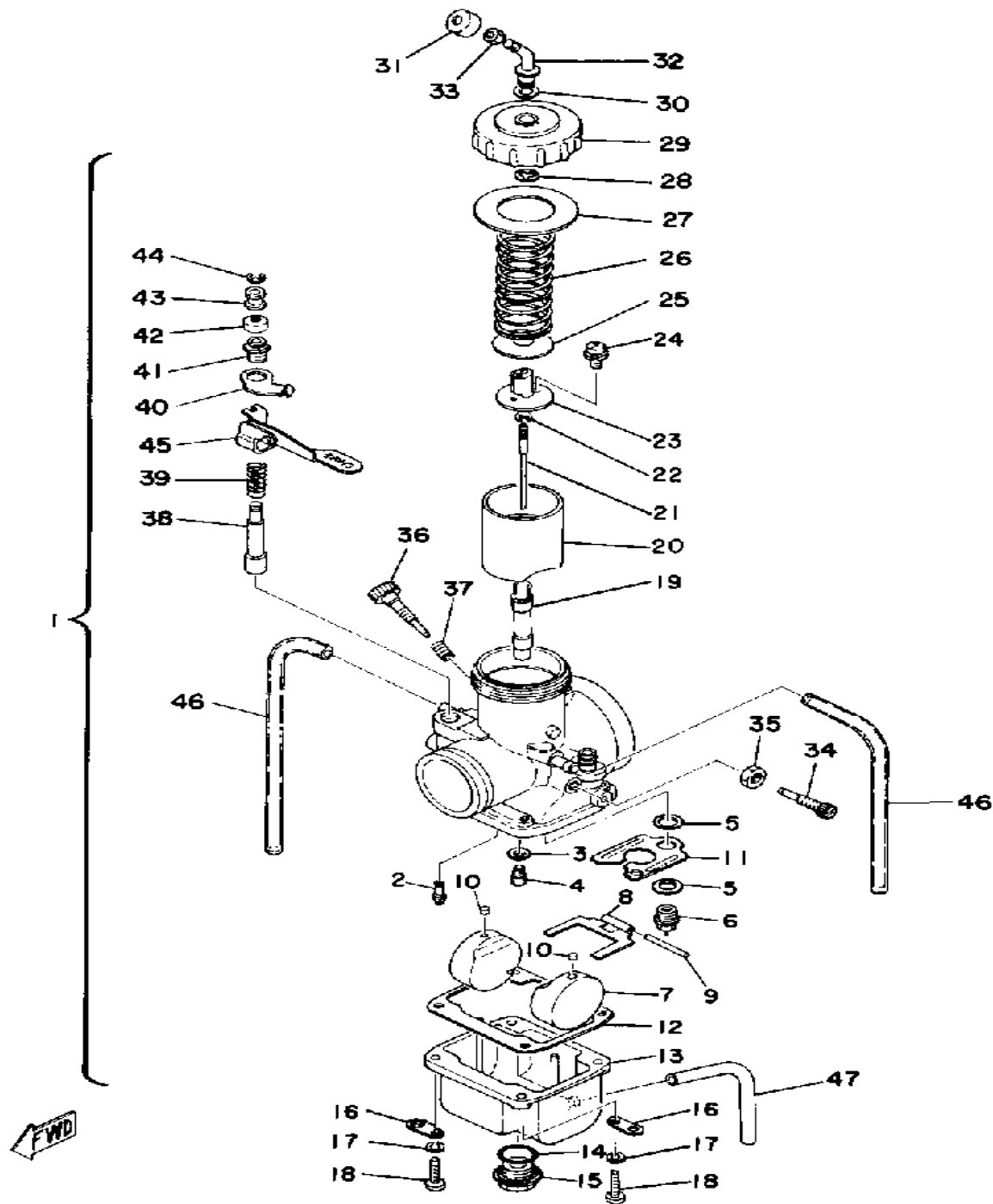


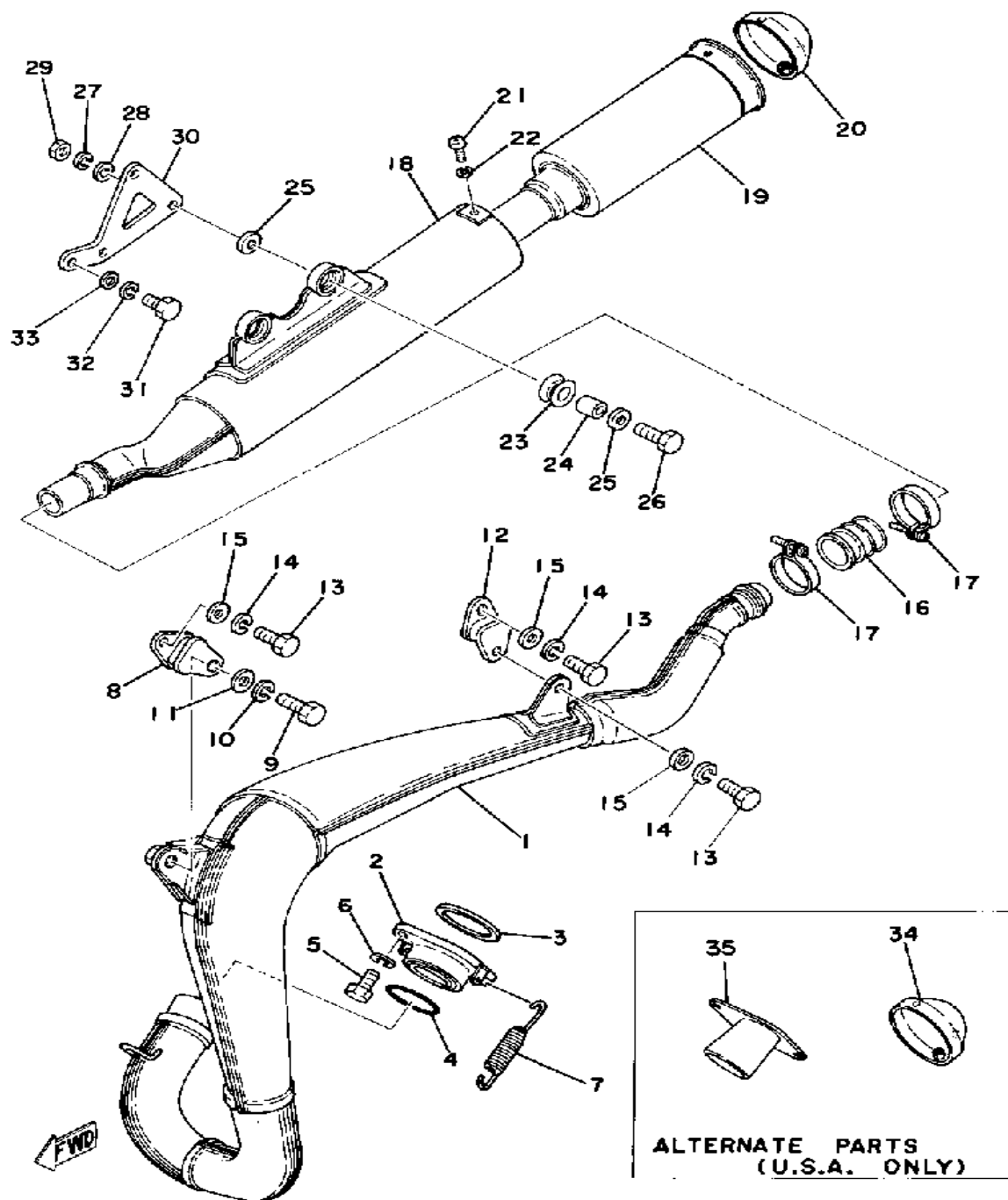
Ref. No.	Part Number	Description	Qty	Remarks
20	510-14112-30-00	. VALVE, THROTTLE 1 (3.0) ...	1	
21	239-14116-15-00	. NEEDLE (6F15-3)	1	
	239-14116-16-00	. NEEDLE	1	
22	164-14137-00-00	. CLIP	1	
23	509-14274-00-00	. CONNECTOR	1	
24	98580-03008-00	. SCREW, PAN HEAD	2	
25	509-14136-00-00	. SEAT, SPRING	1	
26	363-14131-00-00	. SPRING, THROTTLE VALVE .	1	
27	363-14126-00-00	. GASKET	1	
28	363-14137-00-00	. CLIP	1	
29	1W3-14158-00-00	. TOP, MIXING CHAMBER	1	
30	509-14198-00-00	. GASKET	1	
31	1M1-14169-00-00	. CAP	1	
32	23X-14106-00-00	. CABLE ADJUST SCREW SET	1	
33	127-14161-00-00	. NUT, CABLE ADJUSTING ...	1	
34	23X-14103-00-00	. THROTTLE SCREW SET	1	
35	802-14161-00-00	. NUT, CABLE ADJUSTING ...	1	
36	26A-14104-00-00	. AIR SCREW SET (1W3-14123-00)	1	
37	137-14133-00-00	. SPRING, THRTL STOP	1	
38	1W1-14171-00-00	. PLUNGER, STARTER	1	
39	256-14135-00-00	. SPRING, PLUNGER	1	
40	(1W3-14178-00-00)	PLATE, STARTER LVR	1	
41	802-14174-00-00	. CAP, PLUNGER	1	
42	802-14173-00-00	. COVER, PLUNGER CAP	1	
43	737-14241-00-00	. BUSH	1	
44	737-14137-00-00	. CLIP	1	
45	1W3-14175-00-00	. COVER, PLUNGER CAP (1W3-14173-00-00)	1	

CONTINUED ON NEXT FRAME ►

CARBURETOR

Ref. No.	Part Number	Description	Qty	Remarks
46	310-14197-00-00	. PIPE, AIRVENT	2	
47	510-14197-00-00	. PIPE (43214-19700-00)	1	

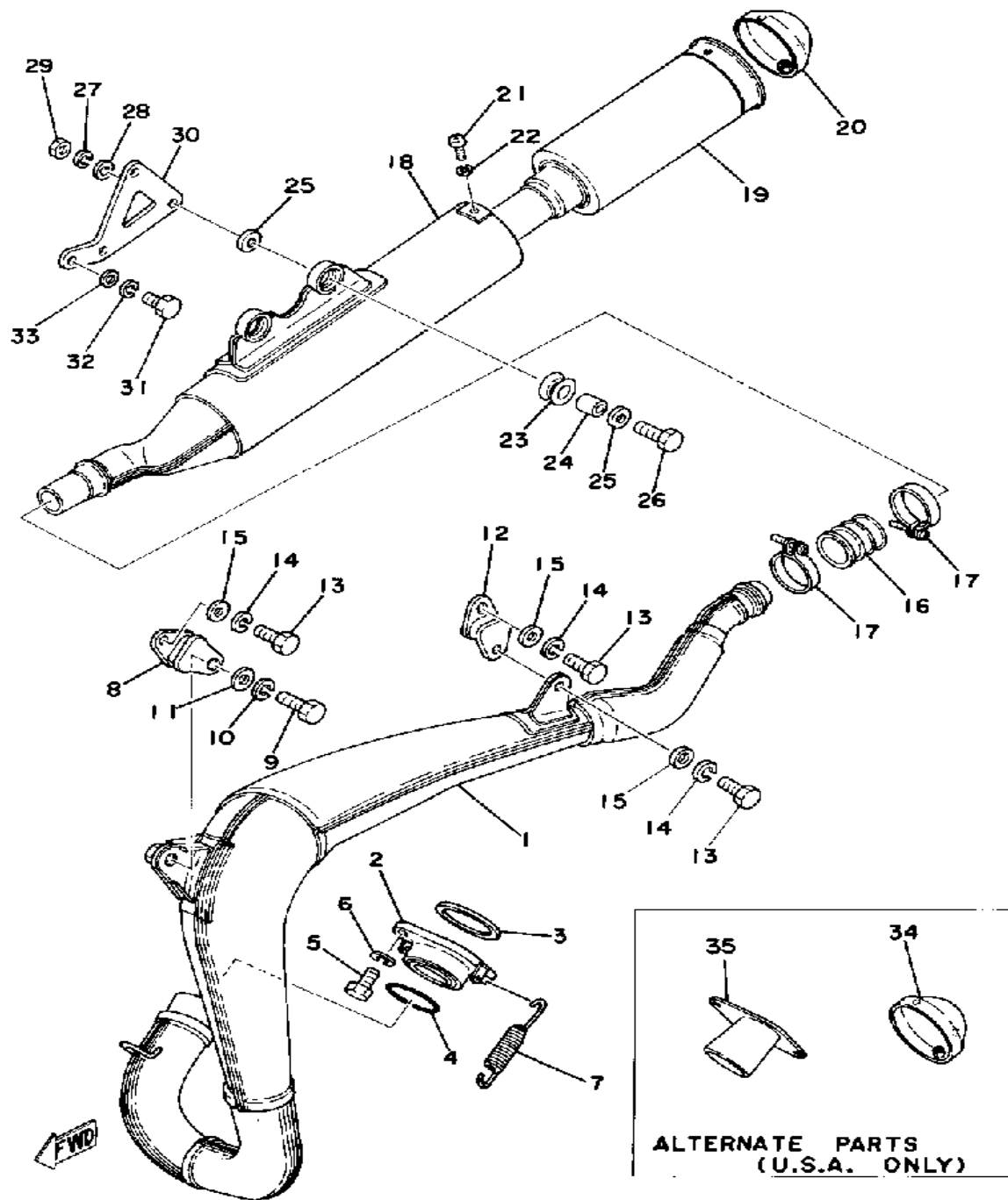




EXHAUST

Ref. No.	Part Number	Description	Qty	Remarks
1	(1W5-14610-00-00)	EXHAUST PIPE ASSEMBLY L .	1	
	(1W6-14610-00-00)	EXHAUST PIPE ASSEMBLY L .	1	
2	1W4-14612-01-00	NUT, RING	1	
3	248-14623-00-00	GASKET, EXST PIPE	1	
4	214-14613-00-00	GASKET, EXST PIPE	1	
5	97313-06016-00	BOLT, HEXAGON	2	
6	92995-06100-00	WASHER, SPRING	2	
7	90507-20030-00	SPRING, TENSION	2	
8	483-14781-02-00	STAY, MUFFLER 2	1	
9	97313-08020-00	BOLT, HEXAGON	1	
10	92990-08100-00	WASHER	1	
11	92901-08600-00	WASHER	1	
12	565-14771-00-00	STAY, MUFFLER 1	1	
13	97313-06016-00	BOLT, HEXAGON	3	
14	92995-06100-00	WASHER, SPRING	3	
15	92901-06600-00	WASHER	3	
16	1M1-14714-00-00	GASKET, MUFFLER	1	
17	90460-43053-00	CLAMP, HOSE	2	
18	(1W6-14753-02-00)	SILENCER, EXHAUST	1	
19	1W6-14752-01-00	PIPE, OUTLET	1	
20	(1W5-14787-00-00)	CAP, SILENCER	1	
	1K7-14787-00-00	CAP, SILENCER	1	
21	98580-06012-00	SCREW, PAN HEAD	2	
22	92995-06100-00	WASHER, SPRING	2	
23	565-14747-00-00	DAMPER, MUFFLER	2	
24	90387-08258-00	COLLAR	2	
25	90201-08753-00	WASHER, PLATE	4	
26	97313-08035-00	BOLT, HEXAGON	2	
27	92990-08100-00	WASHER	2	

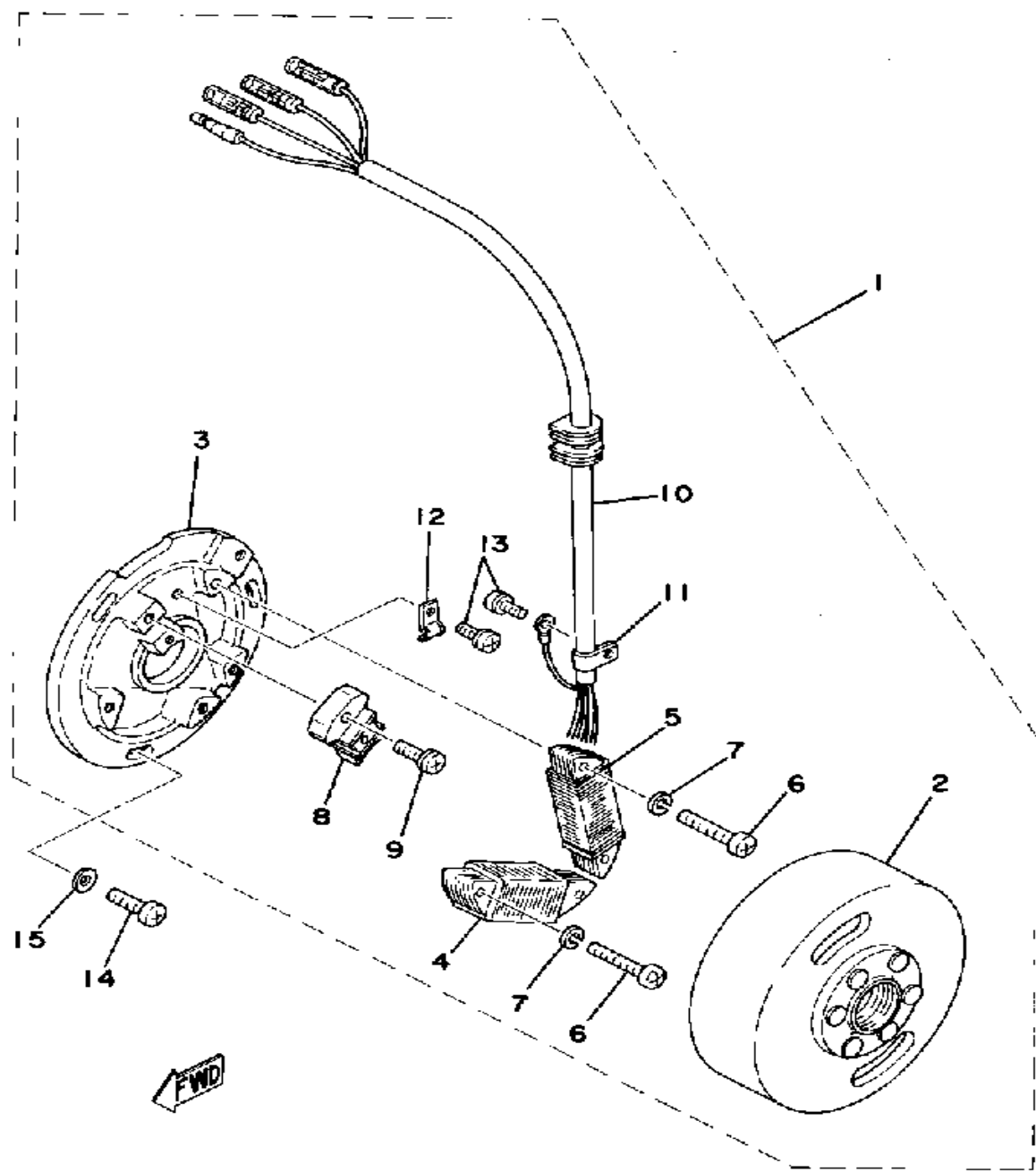
CONTINUED ON NEXT FRAME ➤



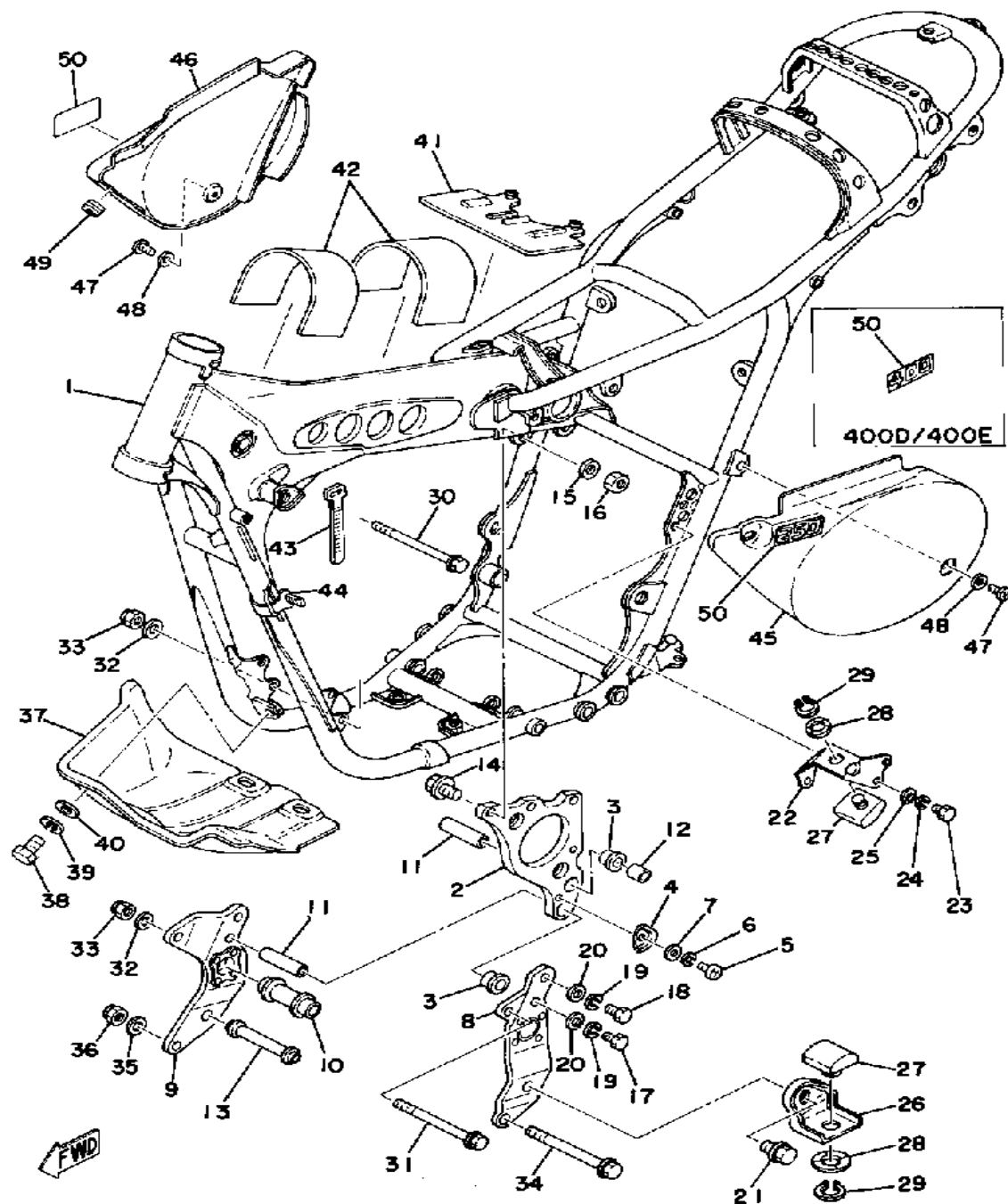
EXHAUST

Ref. No.	Part Number	Description	Qty	Remarks
28	92990-08200-00	WASHER, PLAIN	2	
29	95303-08700-00	NUT	2	
30	1W6-14781-00-00	STAY, MUFFLER 2	1	
31	97313-08018-00	BOLT, HEXAGON (97301-08016)	2	
32	92990-08100-00	WASHER	2	
33	92901-08600-00	WASHER	2	
34	(1W6-14787-10-00)	CAP, SILENCER	1	
35	(1W5-14634-00-00)	PIPE, CHOKE	1	
	(1W6-14634-00-00)	PIPE, CHOKE	1	

C - D - I - MAGNETO



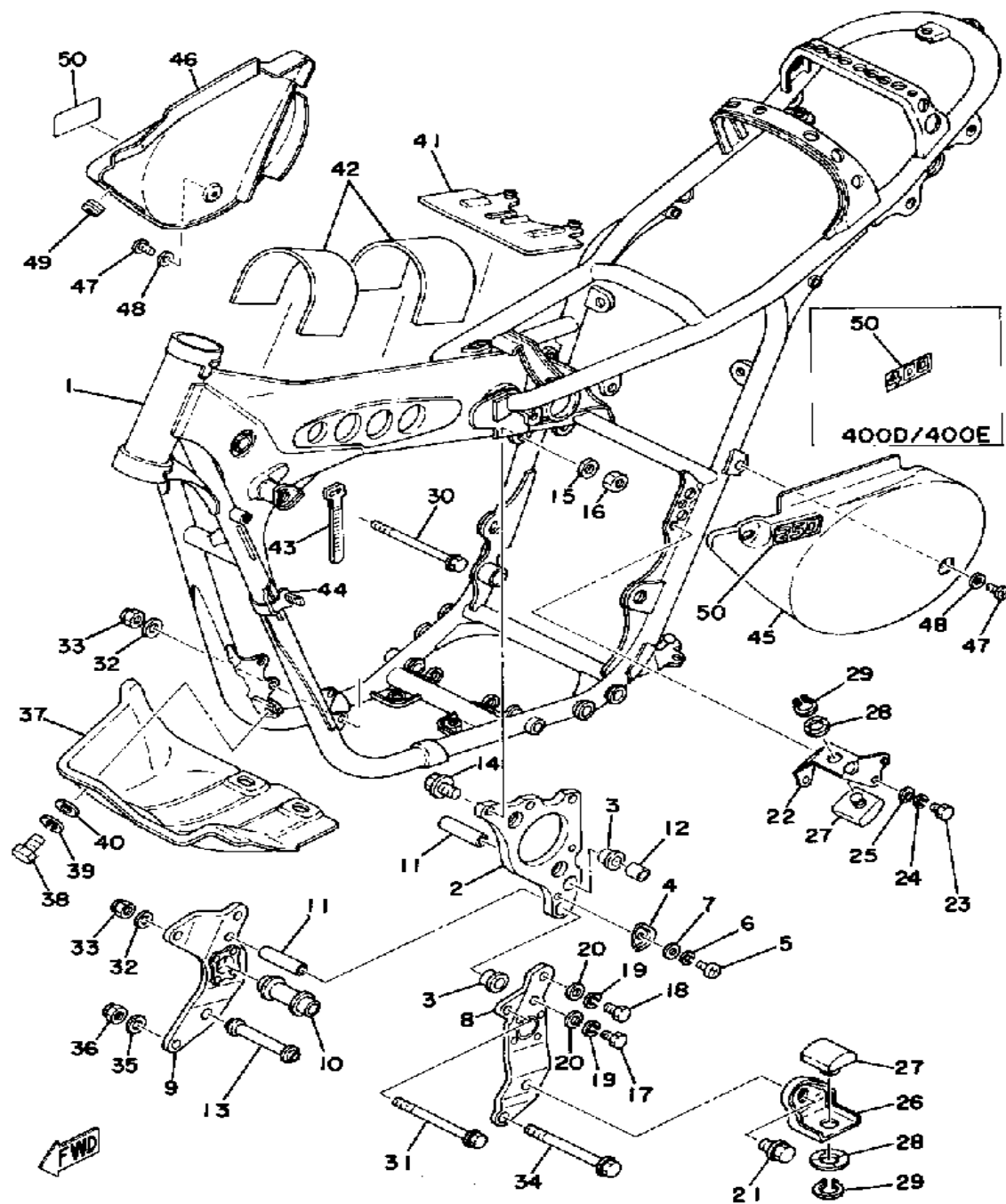
Ref. No.	Part Number	Description	Qty	Remarks
1	(1W5-85500-20-00)	CDI MAGNETO ASSEMBLY ...	1	
	(1W6-85500-20-00)	CDI MAGNETO ASSEMBLY ...	1	
2	(1M2-85550-21-00)	ROTOR ASSEMBLY	1	
	(1W4-85550-20-00)	ROTOR ASSEMBLY	1	
3	1M2-85509-20-00	. BASE, MAGNETO	1	
4	1M2-85512-20-00	. COIL SOURCE 2	1	
	1W4-85512-20-00	. COIL SOURCE 2	1	
5	(1W6-85513-20-00)	COIL, LIGHTING 1	1	
	1W5-85513-20-00	. NO LONGER AVAILABLE ...	1	
6	98503-05025-00	. SCREW, PAN HEAD (98501-05025)	4	
7	92990-05100-00	. WASHER, SPRING	4	
8	1M2-85580-20-00	. COIL, PULSER	1	
9	97602-04125-00	. SCREW, PN/HD.W/WSHR (4-25)	2	
10	(1W6-85515-20-00)	LEAD WIRE ASSEMBLY	1	
11	104-81328-20-00	. CLAMP	1	
12	(445-85528-20-00)	CLAMP, LEAD	1	
13	97601-04106-00	. SCREW, PN/HD.W/WSHR ...	2	
14	98580-06020-00	SCREW	3	
15	92901-06600-00	WASHER	3	



FRAME - SIDE COVER

Ref. No.	Part Number	Description	Qty	Remarks
1	(1W6-21110-00-33)	FRAME	1	
2	(1W4-21425-00-00)	BRACKET, REAR UPR 1	1	
3	90381-14026-00	BUSH, SOLID	2	
4	(1W4-21456-00-00)	PLATE, PATCH	1	
5	98580-05010-00	SCREW, PAN HEAD	1	
6	92901-05600-00	WASHER, PLATE	1	
7	92901-05600-00	WASHER, PLATE	1	
8	1W4-21427-00-00	BRACKET, REAR LWR 1	1	
9	(1W4-21428-00-00)	BRACKET, REAR LWR 2	1	
10	1W4-21459-00-00	SPACER	1	
11	(1W4-21414-00-00)	BOSS, ENGINE MOUNT	2	
12	(90387-14625-00)	COLLAR	1	
13	(1W4-21424-00-00)	BOSS, ENGINE MOUNT	1	
14	95811-08030-00	BOLT, FLANGE	3	
15	92990-08200-00	WASHER, PLAIN	3	
16	90185-08089-00	NUT, SELF-LOCKING	3	
17	97313-08020-00	BOLT, HEXAGON	3	
18	97001-08025-00	BOLT (1NV)	1	
19	92990-08100-00	WASHER	4	
20	92901-08600-00	WASHER	4	
21	95811-08016-00	BOLT, FLANGE	2	
22	(1W4-22133-00-00)	STAY, CHAIN CASE 3	1	
23	97011-06010-00	BOLT	2	
24	92995-06100-00	WASHER, SPRING	2	
25	92901-06600-00	WASHER	2	
26	(1W4-21329-00-00)	PLATE	1	
27	1W4-22187-00-00	GUIDE, CHAIN	2	
28	90206-15023-00	WASHER, WAVE	2	
29	99009-15400-00	CIRCLIP	2	

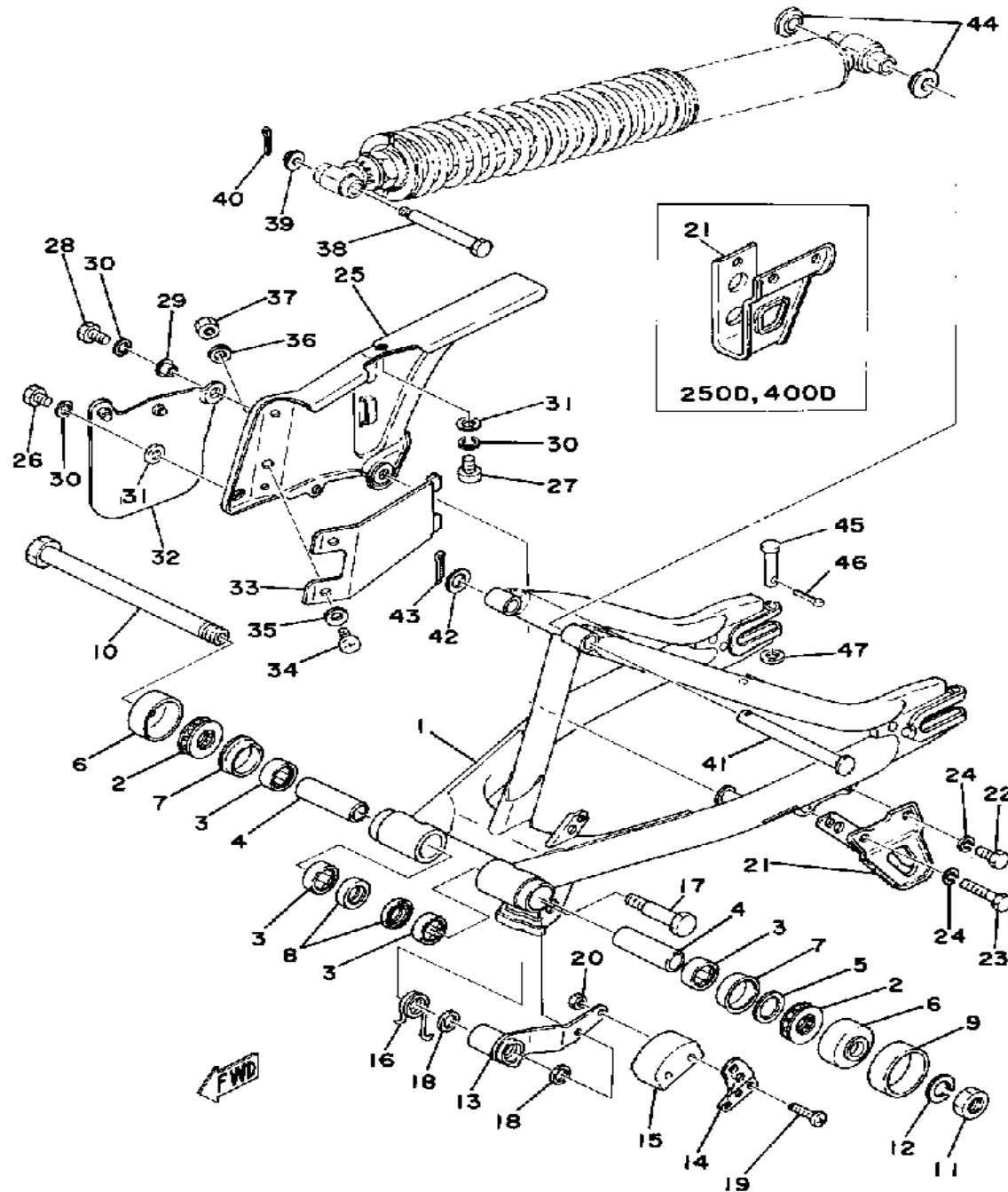
CONTINUED ON NEXT FRAME ➤



FRAME - SIDE COVER

Ref. No.	Part Number	Description	Qty	Remarks
30	95821-08115-00	BOLT, flange	2	
31	95811-08110-00	BOLT, FLANGE	1	
32	92990-08200-00	WASHER, PLAIN	3	
33	90185-08089-00	NUT, SELF-LOCKING	3	
34	90105-10050-00	BOLT, WASHER BASED	1	
35	92990-10200-00	WASHER, PLAIN	1	
36	90185-10060-00	NUT, SELF-LOCKING	1	
37	(1W6-21471-00-00)	PROTECTOR, ENGINE	1	
38	97313-08018-00	BOLT, HEXAGON (97301-08016)	4	
39	92990-08100-00	WASHER	4	
40	92901-08600-00	WASHER	4	
41	(1W1-24181-00-00)	DAMPER, LOCATING 1	1	
42	1W1-24183-00-00	DAMPER, LOCATING 3	2	
43	437-83936-01-00	BAND, SWITCH CORD	4	
44	437-83936-11-00	BAND, SWITCH CORD	1	
45	1W6-21711-00-26	COVER, SIDE 1	1	
46	1W6-21721-00-26	COVER, SIDE 2	1	
47	98903-06012-00	SCREW, BIND	3	
	98903-06012-00	SCREW, BIND	3	CANADA
	98903-06016-00	SCREW, BIND	3	
48	90201-06067-00	WASHER, PLATE	3	
49	90480-12053-00	GROMMET	1	
50	(1W3-21786-00-00)	EMBLEM 6	2	
	(1W4-21786-00-00)	EMBLEM 6	2	

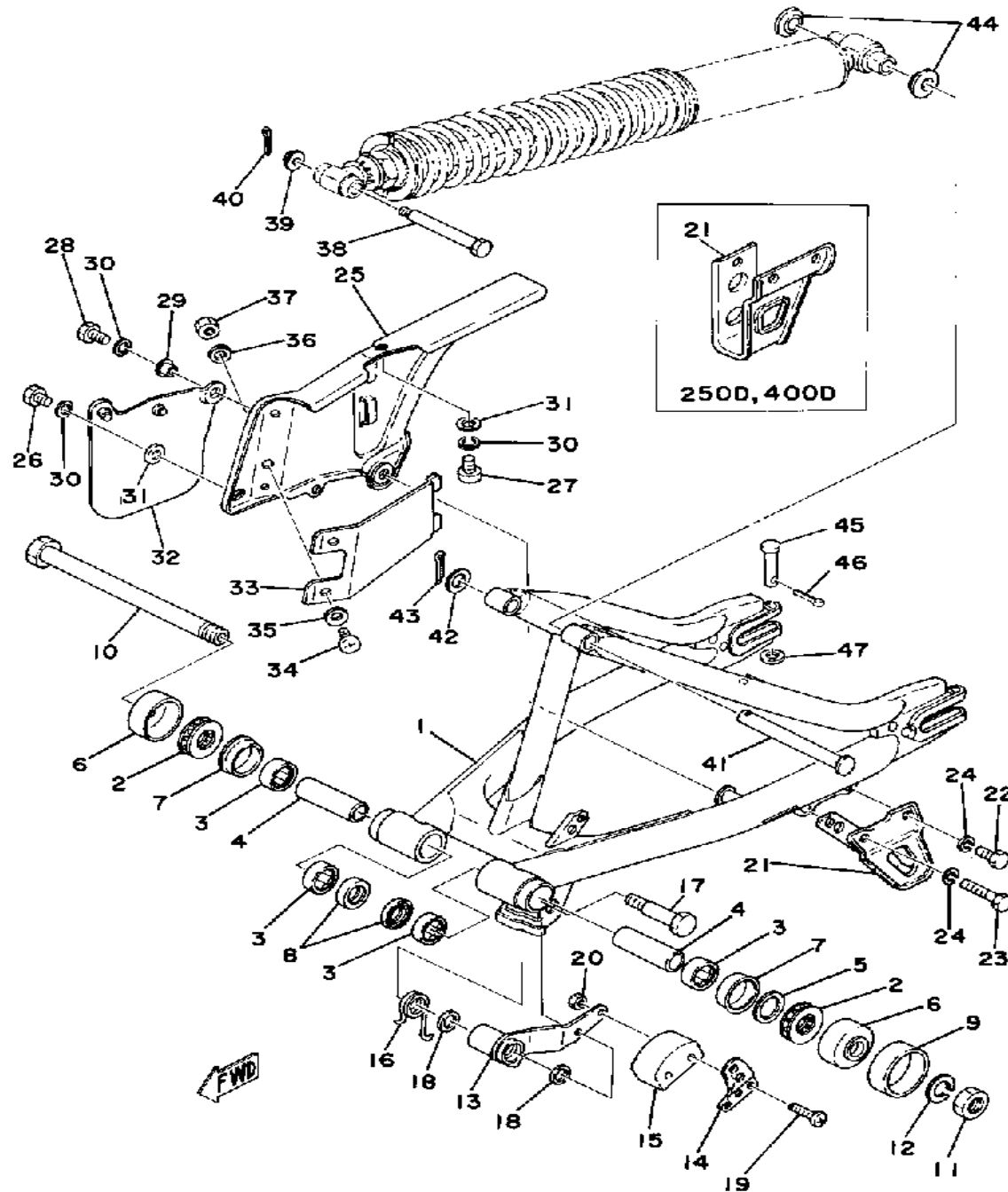
REAR ARM - CHAIN CASE



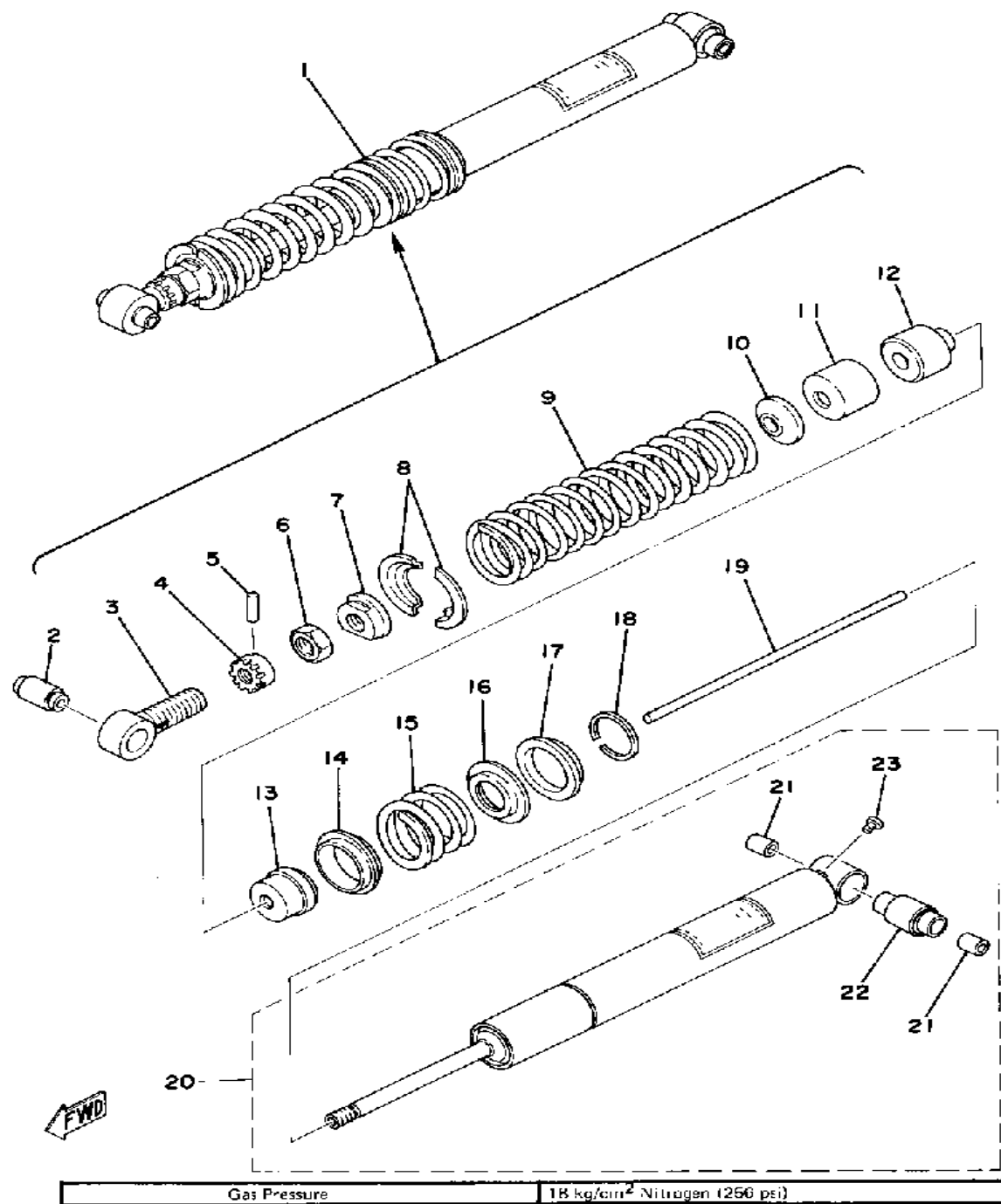
Ref. No.	Part Number	Description	Qty	Remarks
1	(1W6-22110-00-33)	REAR ARM	1	
2	93342-22205-00	BEARING, FLAT # 2	2	
3	93317-22214-00	BEARING, CYLINDER.# 7	4	
4	90380-16056-00	BUSH, SOLID	2	
5	648-45533-00-03	SHIM	1	
6	2K8-22129-00-00	COVER, THRUST 2	2	
7	93108-35004-00	OIL SEAL (35-41-8)	2	
8	93109-22018-00	OIL SEAL, SDO-TYPE	2	
9	431-22151-03-00	SEAL, GUARD	1	
10	1W4-22141-00-00	SHAFT, PIVOT	1	
11	90170-16111-00	NUT, HEXAGON	1	
12	92901-16100-00	WASHER, SPRING	1	
13	(1W6-22179-00-00)	ARM, TENSIONER	1	
14	1W1-22187-00-00	GUIDE, CHAIN	1	
	90240-12060-00	PIN, CLEVIS	1	
15	ACC-11130-00-25	TENSIONER (2N0-22178-00-00)	1	
16	90508-35350-00	SPRING, TORSION	1	
17	90109-10483-00	BOLT (90109-10533-00)	1	
18	93104-14044-00	OIL SEAL	2	
19	98501-05035-00	SCREW, PAN HEAD	2	
20	95311-05700-00	NUT	2	
21	2W6-22153-00-00	GUARD, CHAIN	1	
22	97013-06012-00	BOLT	1	
23	97313-06055-00	BOLT, HEXAGON (97322-06055)	1	
24	92995-06100-00	WASHER, SPRING	2	
25	(1W6-22311-00-00)	CASE, CHAIN	1	
26	97301-06014-00	BOLT, HEXAGON	1	
27	98503-06014-00	SCREW, PAN HEAD (92502-06016)	1	

CONTINUED ON NEXT FRAME ➤

REAR ARM - CHAIN CASE

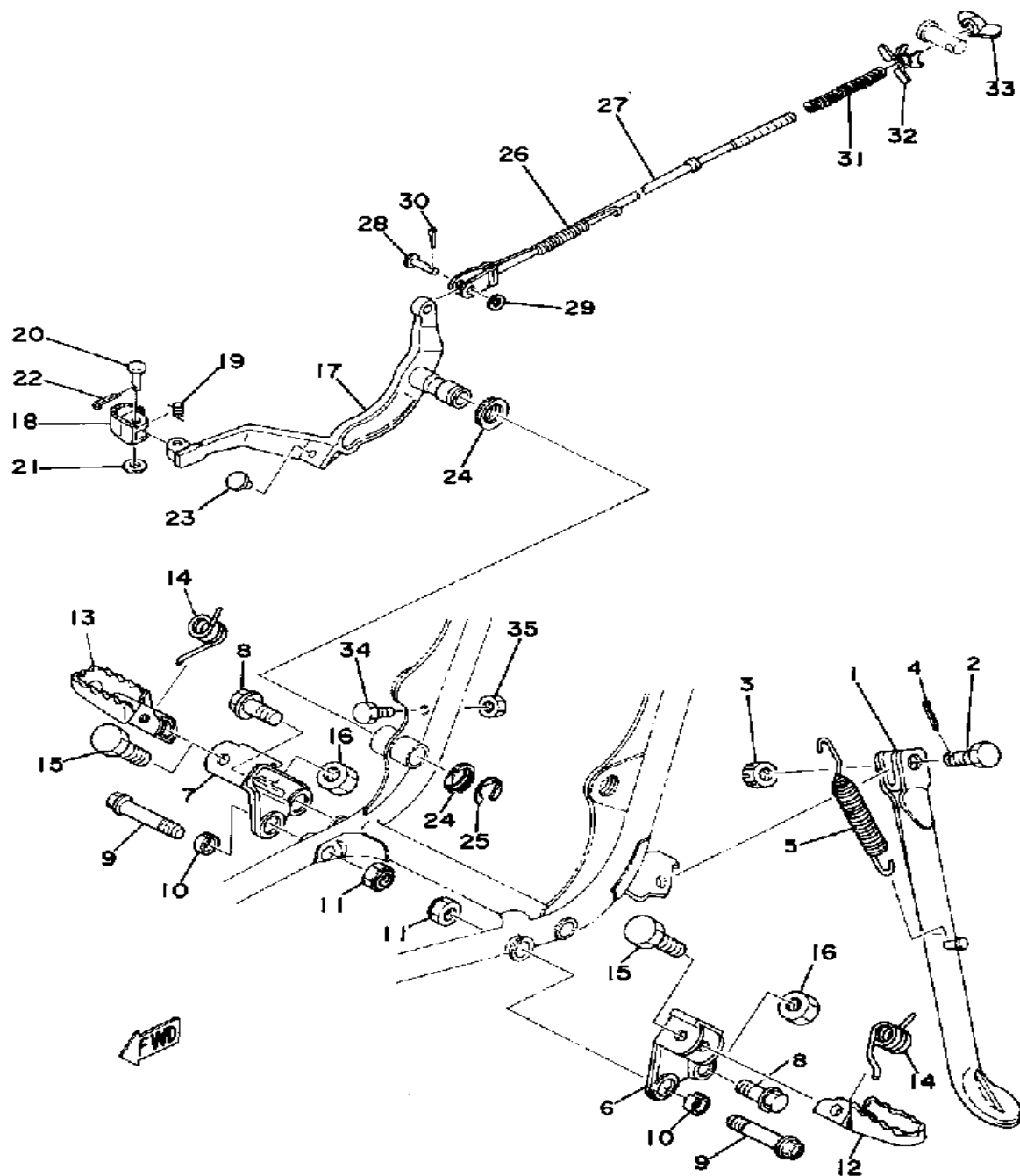


Ref. No.	Part Number	Description	Qty	Remarks
28	97011-06020-00	BOLT	1	
29	90387-06500-00	COLLAR	1	
30	92995-06100-00	WASHER, SPRING	3	
31	92901-06600-00	WASHER	2	
32	(99999-01012-00)	RUBBER CHAIN CASE	1	
33	(1W6-22318-00-00)	GUARD, CHAIN	1	
34	98580-05010-00	SCREW, PAN HEAD	2	
35	92901-05600-00	WASHER, PLATE	2	
36	92990-05200-00	WASHER, PLAIN	2	
37	95601-05100-00	NUT, U	2	
38	90109-08480-00	BOLT	1	
39	90179-08243-00	NUT, SPEC'L SHAPE	1	
40	91490-20020-00	PIN, COTTER	1	
42	92990-12600-00	WASHER, PLATE	1	
43	91401-30030-00	PIN, COTTER	1	
44	1W1-22128-00-00	COVER, THRUST 1	2	
45	91701-08042-00	PIN, CLEVIS	2	
46	91401-25020-00	PIN, COTTER	2	
47	92901-08600-00	WASHER	2	



REAR CUSHION

Ref. No.	Part Number	Description	Qty	Remarks
1	(1W6-22210-00-00)	SHK/ABS ASSEMBLY, REAR	1	CANADA
	(1W6-22210-01-00)	SHK/ABS ASSEMBLY, REAR	1	
2	1YW-22216-00-00	. BUSH, RR SHOCK ABS	1	
3	(1W1-22219-00-00)	BRACKET, UPPER	1	
4	(1W1-22497-00-00)	NUT, ADJUSTING	1	
5	93604-26132-00	. PIN, DOWEL	1	
6	90170-20320-00	. NUT	1	
7	(2K6-22213-00-00)	SEAT, SPRING UPPER	1	
8	2K6-22214-00-00	. GUIDE, SPRING 1	2	
9	90501-99479-00	. SPRING, COMPRESSION (K=5.03 KG/MM)	1	
10	(1W1-22228-00-00)	SUPPORT, BUMP STOP	1	
11	(1W1-22221-00-00)	COVER	1	
12	(1W1-22493-00-00)	BUMP, STOP	1	
13	(1W1-22472-00-00)	CAP, CASE	1	
14	(1W2-22234-00-00)	GUIDE, SPRING 3	1	
15	(90501-80483-00)	SPRING, COMPRESSION	1	
	(90501-85470-00)	SPRING, COMPRESSION	1	
	(90501-90482-00)	SPRING, COMPRESSION	1	
16	(1W2-22224-00-00)	GUIDE, SPRING 2	1	
17	(1W1-22223-00-00)	SEAT, SPRING LOWER	1	
18	(93440-50058-00)	CIRCLIP, OUTER	1	
19	(1W1-22489-00-00)	ROD, PUSH	1	
20	(1W2-22401-00-00)	DAMPER SUB-ASSEMBLY.	1	
21	90380-12051-00	.. BUSH, SOLID	2	
22	1W1-22226-00-00	.. BUSH, SHOCK ABS LWR	1	
23	98511-04006-00	.. SCREW, PAN HEAD (98501-04005)	1	

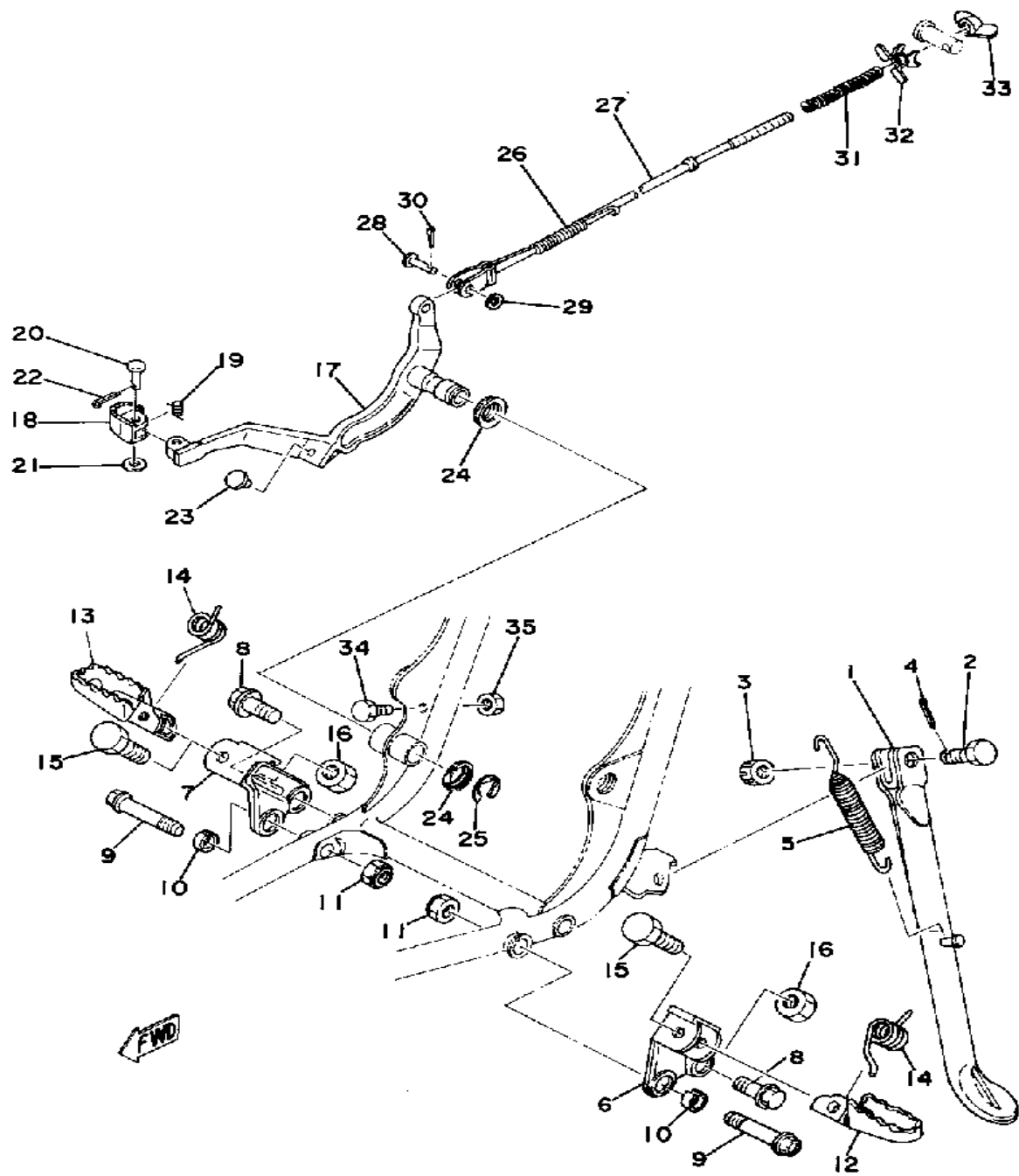


STAND - FOOTREST - BRAKE PEDAL

Ref. No.	Part Number	Description	Qty	Remarks
1	1W6-27311-00-00	NO LONGER AVAILABLE	1	
2	90102-10006-00	BOLT, WITH HOLE (278-27317-00)	1	
3	95303-10900-00	NUT, SLOTTED	1	
4	91490-20025-00	PIN, SPLIT	1	
5	90507-29008-00	SPRING, TENSION	1	
6	(1W4-27412-00-00)	BRACKET, FOOTREST 1	1	
	(1W4-27412-01-00)	BRACKET, FOOTREST 1	1	
	(1W4-27412-02-00)	BRACKET, FOOTREST 1	1	CANADA
7	(1W4-27422-00-00)	BRACKET, FOOTREST 2	1	
	(1W4-27422-01-00)	BRACKET, FOOTREST 2	1	
	(1W4-27422-02-00)	BRACKET, FOOTREST 2	1	CANADA
8	90105-12096-00	BOLT, WASHER BASED	2	
9	90105-10101-00	BOLT, WASHER BASED	2	
10	90387-10661-00	COLLAR	2	
11	95601-10100-00	NUT, U (95602-10100-00)	2	
12	1W4-27411-00-00	FOOTREST 1	1	
13	1W4-27421-00-00	FOOTREST 2	1	
14	90508-20023-00	SPRING, TORSION	2	
15	90101-08371-00	BOLT	2	
	90101-08428-00	BOLT	2	CANADA
16	95611-08100-00	NUT, U	2	
17	1W6-27211-01-90	PEDAL, BRAKE	1	
18	55V-27242-00-00	PEDAL, BRAKE	1	
19	90508-14352-00	SPRING, TORSION	1	
20	91701-06022-00	PIN, CLEVIS	1	
21	92901-06600-00	WASHER	1	
22	91490-20020-00	PIN, COTTER	1	
23	90480-15215-00	GROMMET	1	

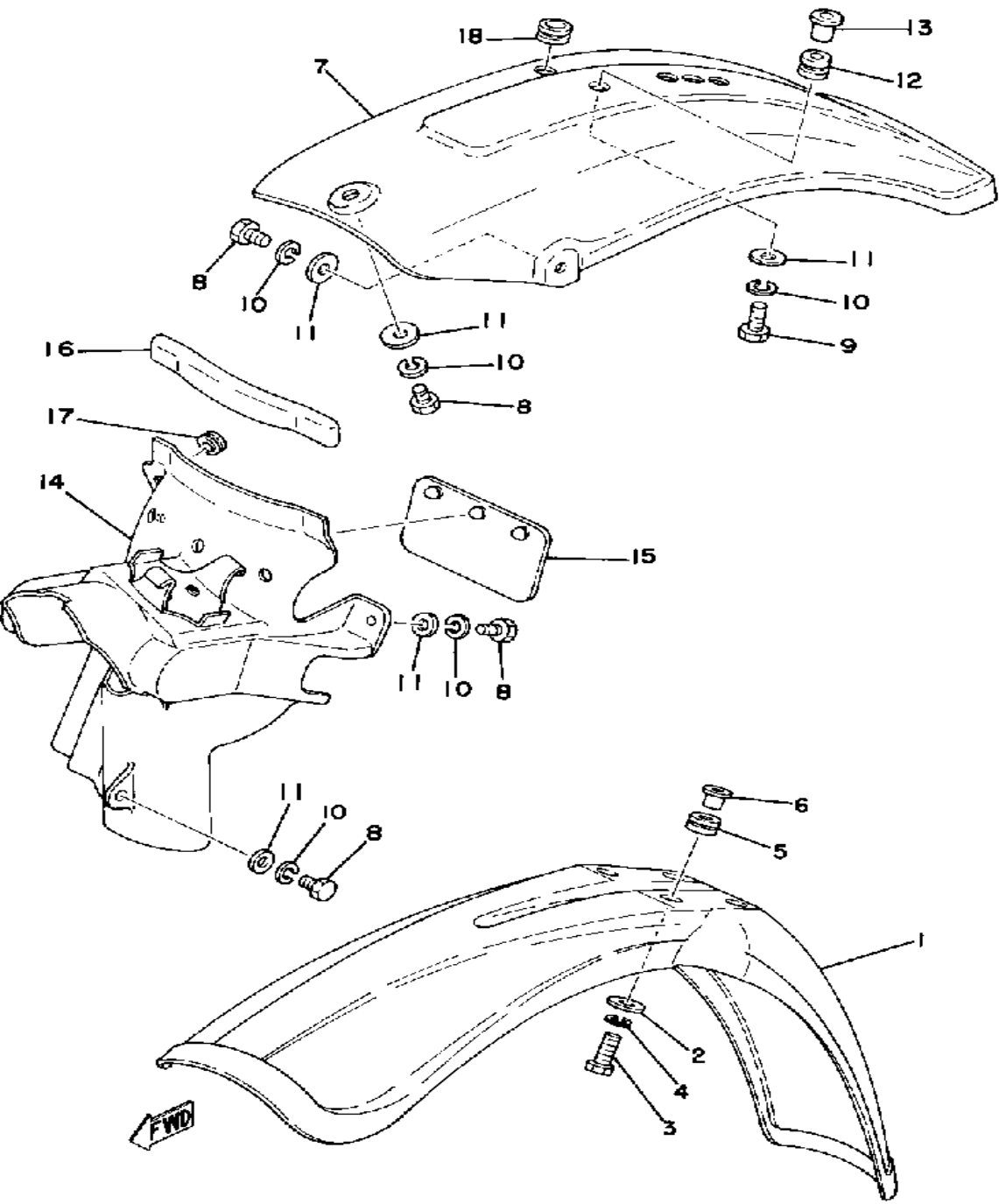
CONTINUED ON NEXT FRAME ➤

STAND - FOOTREST - BRAKE PEDAL

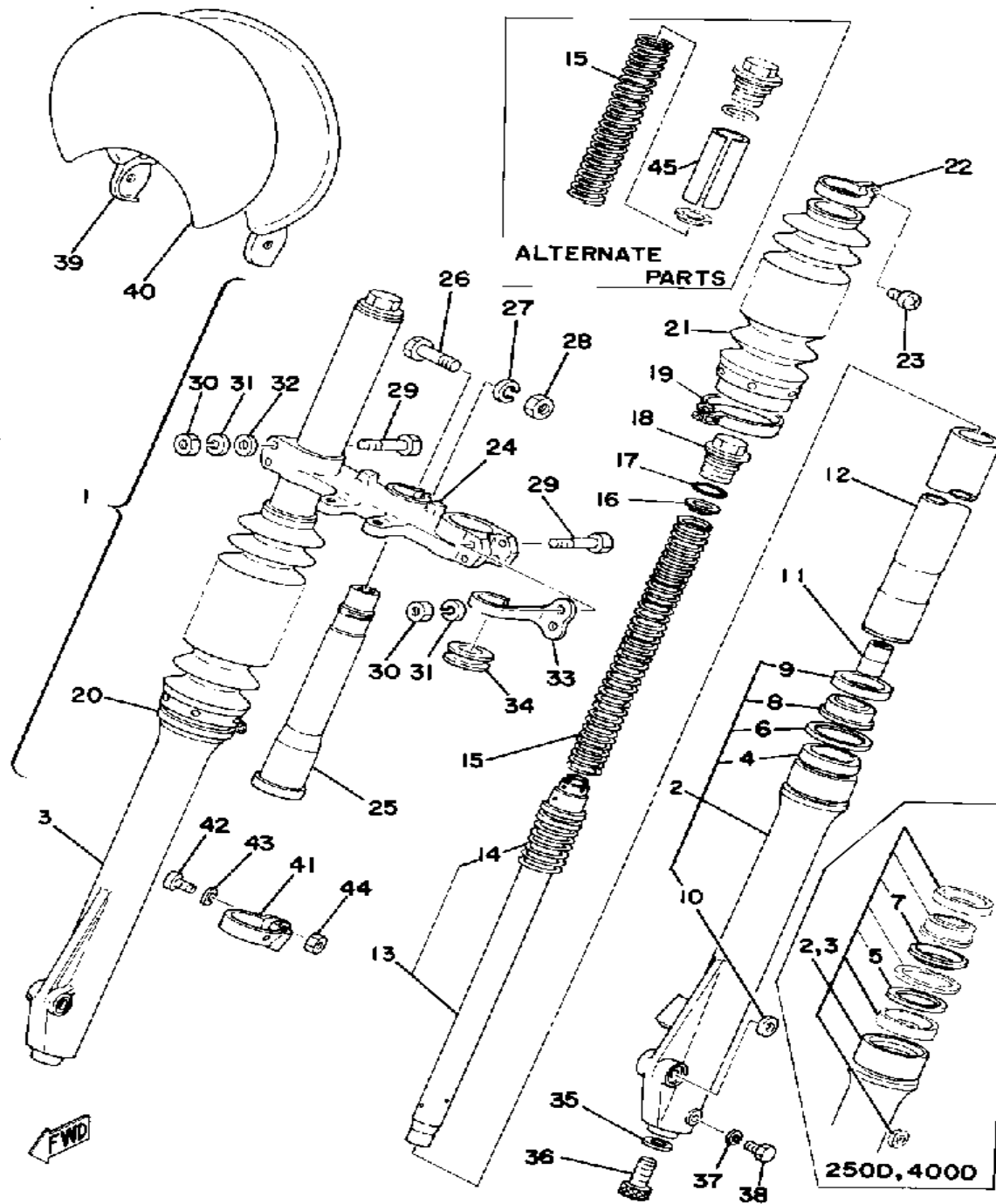


Ref. No.	Part Number	Description	Qty	Remarks
24	498-27235-00-00	COVER, DUST	2	
25	99001-15600-00	CIRCLIP, E-TYPE	1	
26	90506-20128-00	SPRING, TENSION	1	
27	483-27231-00-00	ROD, BRAKE	1	
28	90240-06103-00	PIN, CLEVIS	1	
29	92990-06200-00	WASHER	1	
30	91490-20020-00	PIN, COTTER	1	
31	90501-10245-00	SPRING, COMPRESSION	1	
32	1W2-27239-00-00	SEAT, SPRING	1	
33	90179-06411-00	NUT	1	
34	97011-06020-00	BOLT	1	
35	95380-06700-00	NUT	1	

FRONT FENDER - REAR FENDER



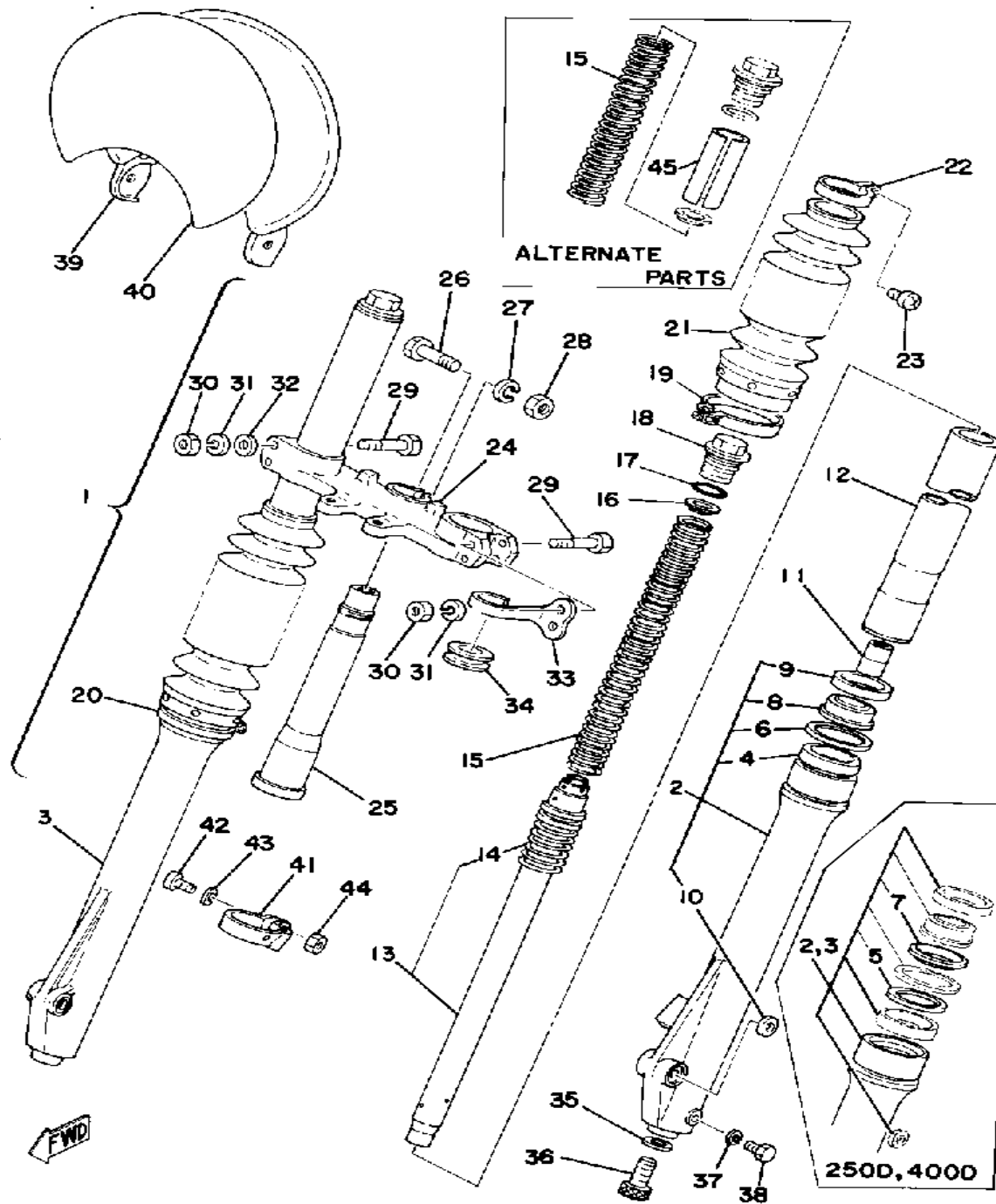
Ref. No.	Part Number	Description	Qty	Remarks
1	99999-02158-00	FENDER, FRONT SET	1	
2	90201-06067-00	WASHER, PLATE	4	
3	97011-06025-00	BOLT (97001-06025)	4	
4	92995-06100-00	WASHER, SPRING	4	
5	90480-14198-00	GROMMET	4	
6	90387-06388-00	COLLAR	4	
7	1W2-21611-00-00	FENDER, REAR	1	
8	97301-06014-00	BOLT, HEXAGON	6	
9	97011-06025-00	BOLT (97001-06025)	1	
10	92995-06100-00	WASHER, SPRING	7	
11	90201-06067-00	WASHER, PLATE	7	
12	90480-14198-00	GROMMET	1	
13	90387-06388-00	COLLAR	1	
14	(1W4-21620-01-00)	GUARD, MUD	1	
15	1M1-21621-00-00	FLAP	1	
16	565-21746-00-00	DAMPER	1	
17	90480-13018-00	GROMMET	1	
18	90480-15058-00	GROMMET	1	



FRONT FORK

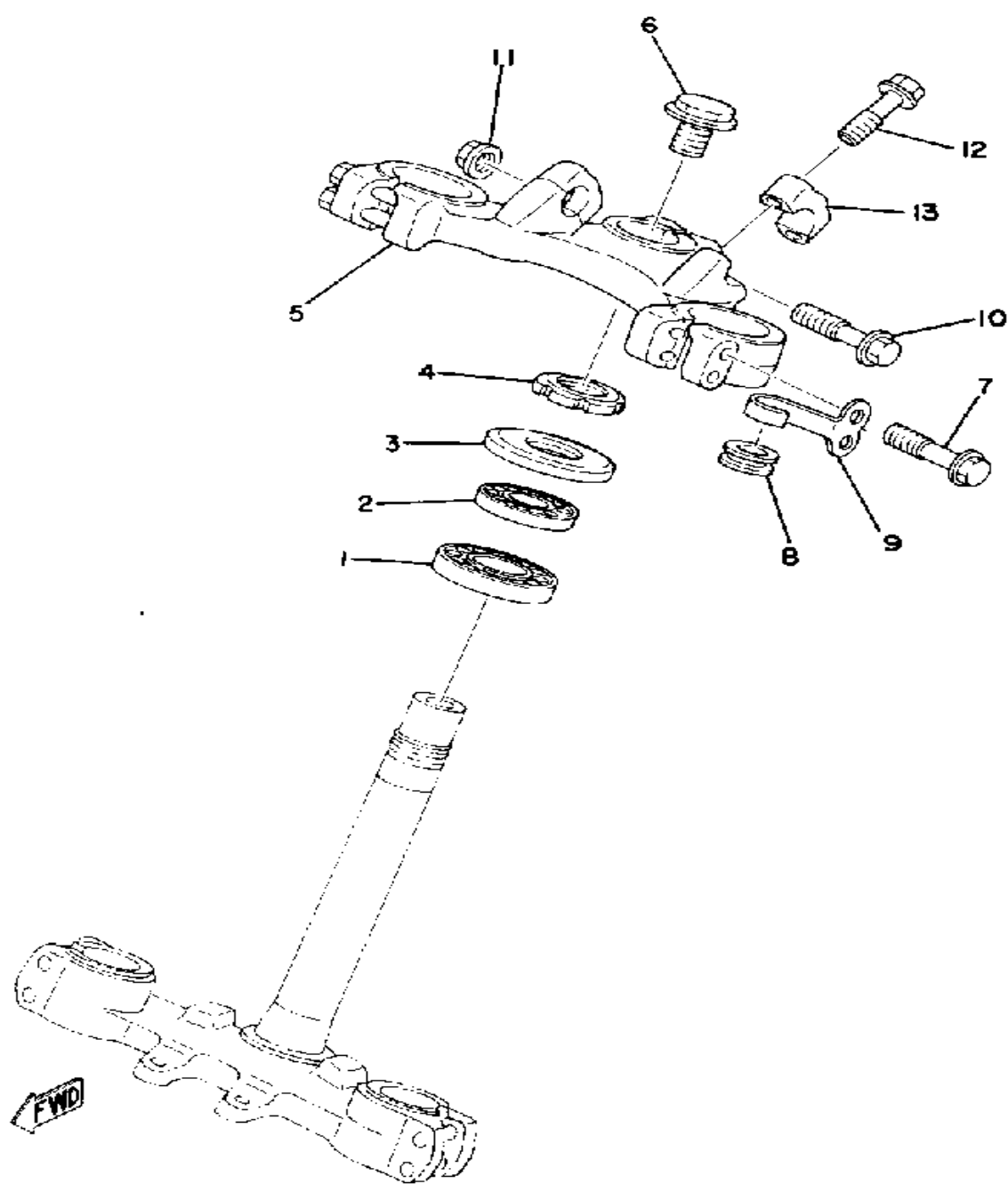
Ref. No.	Part Number	Description	Qty	Remarks
1	(1W6-23101-00-00)	FRONT FORK ASSEMBLY	1	
2	(1W2-23126-01-00)	TUBE, OUTER 1	1	
3	(1W2-23136-01-00)	TUBE, OUTER 2	1	
4	48Y-23145-00-00	. . OIL SEAL	2	
5	(509-23146-L0-00)	WASHER, OIL SEAL	2	
6	1W1-23156-L0-00	. . CLIP, OIL SEAL	2	
7	1W1-23153-L0-00	. . RING, SNAP	2	
8	1G8-23144-L1-00	. . SEAL, DUST	2	
9	99999-01510-00	. . COVER, DUST SEAL	2	
10	1W1-23168-L0-00	. . CAP, FRONT FORK	2	
11	1W1-23173-L0-00	. SPINDLE, TAPER	2	
12	1W6-23100-00-00	. UNAVAILABLE IN PRICE BOOK	2	
13	(1W6-23170-00-00)	CYLINDER, FRTRFK	2	
14	(1G8-23151-L0-00)	SPRING, REBOUND	2	
15	(1W6-23141-00-00)	SPRING, FRONT FORK	2	
	(1W6-23141-10-00)	SPRING, FRONT FORK	2	
	(1W6-23141-20-00)	SPRING, FRONT FORK	2	
16	583-23142-00-00	. SEAT, SPRING UPPER	2	
17	240-23114-00-00	. GASKET	2	
18	2W6-23111-00-00	. BOLT, CAP (583-23111-00) . .	2	
19	1W1-23318-L0-00	. HOLDER, CABLE 1	1	
20	509-23489-L0-00	. BAND	1	
21	(1W1-23191-L0-00)	BOOT, FRONT FORK	2	
22	341-92090-60-00	. BAND, BOOT	2	
23	509-23194-L0-00	. SCREW, BOOT BAND	2	
24	(1W1-23345-L0-33)	BRACKET, LOWER	1	
25	(1W1-23341-L0-00)	SHAFT, STEERING	1	
26	(1W1-23356-L0-00)	BOLT 2	1	

CONTINUED ON NEXT FRAME ➤



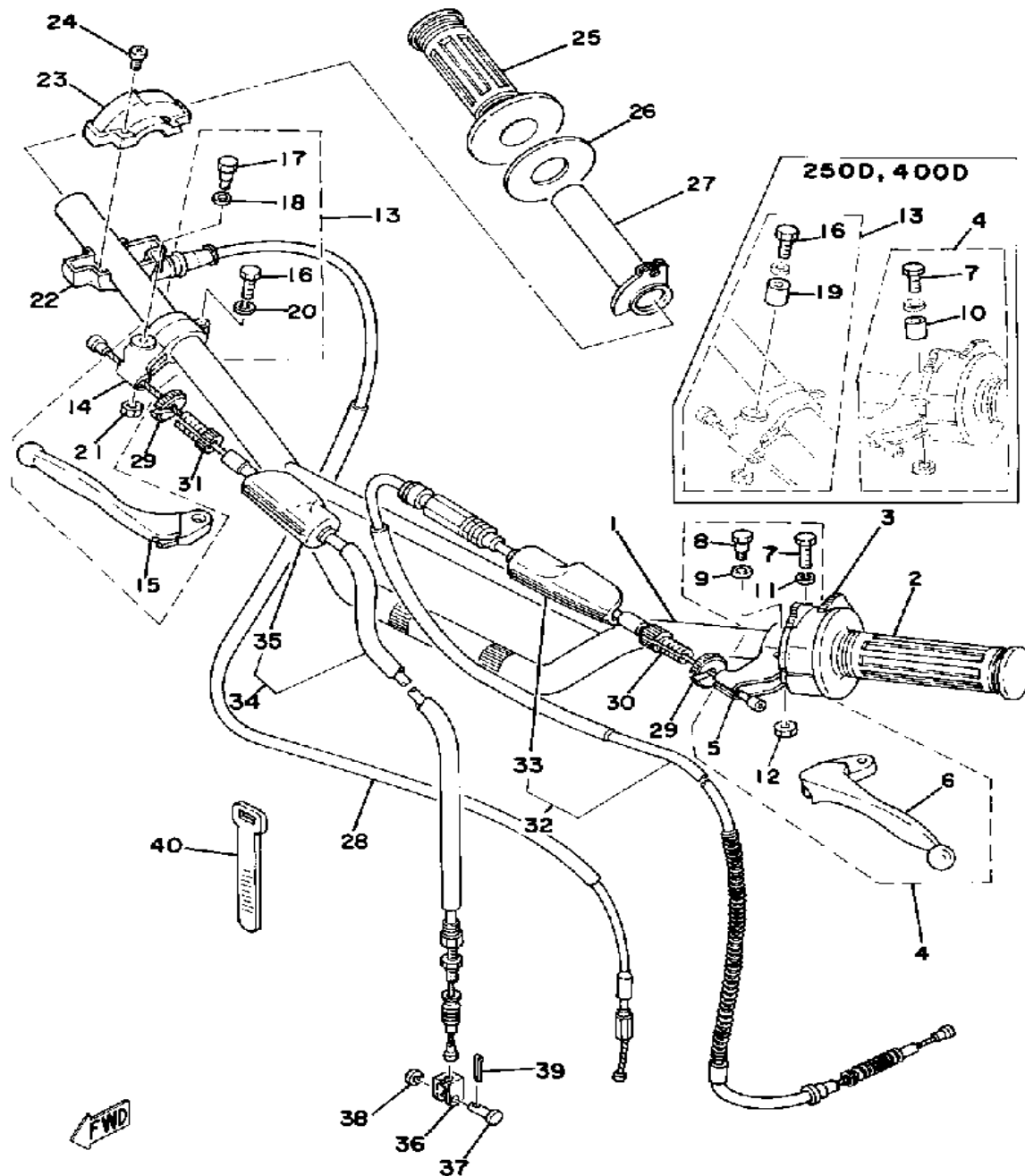
FRONT FORK

Ref. No.	Part Number	Description	Qty	Remarks
27	92990-10100-00	. WASHER, SPRING	1	
28	(322-23357-00-00)	NUT	1	
29	90101-08340-00	. BOLT	4	
30	90170-08180-00	. NO LONGER AVAILABLE ...	4	
	95333-08600-00	. NUT	4	
31	92990-08100-00	. WASHER	4	
32	92901-08600-00	. WASHER	2	
33	1W1-23317-01-00	. HOLDER, CABLE	1	
34	1W1-23389-00-00	. GUIDE, CABLE	1	
35	509-23158-L0-00	. GASKET	2	
36	1T3-23181-50-00	. BOLT, HEX SCKT HEAD	2	
37	122-23129-00-00	. GASKET, DRAIN PLUG	2	
38	98580-04008-00	. SCREW, PAN HEAD	2	
39	1W2-23485-00-00	PLATE, NUMBER	1	
40	1W2-23395-00-00	EMBLEM	1	
41	1W2-23318-00-00	HOLDER, CABLE 1	1	
42	98501-05018-00	SCREW, PAN HEAD	1	
43	92901-05600-00	WASHER, PLATE	1	
44	95380-05600-00	NUT	1	
45	(1W2-23118-10-00)	SPACER	2	
	11H-23118-00-00	SPACER	2	



STEERING

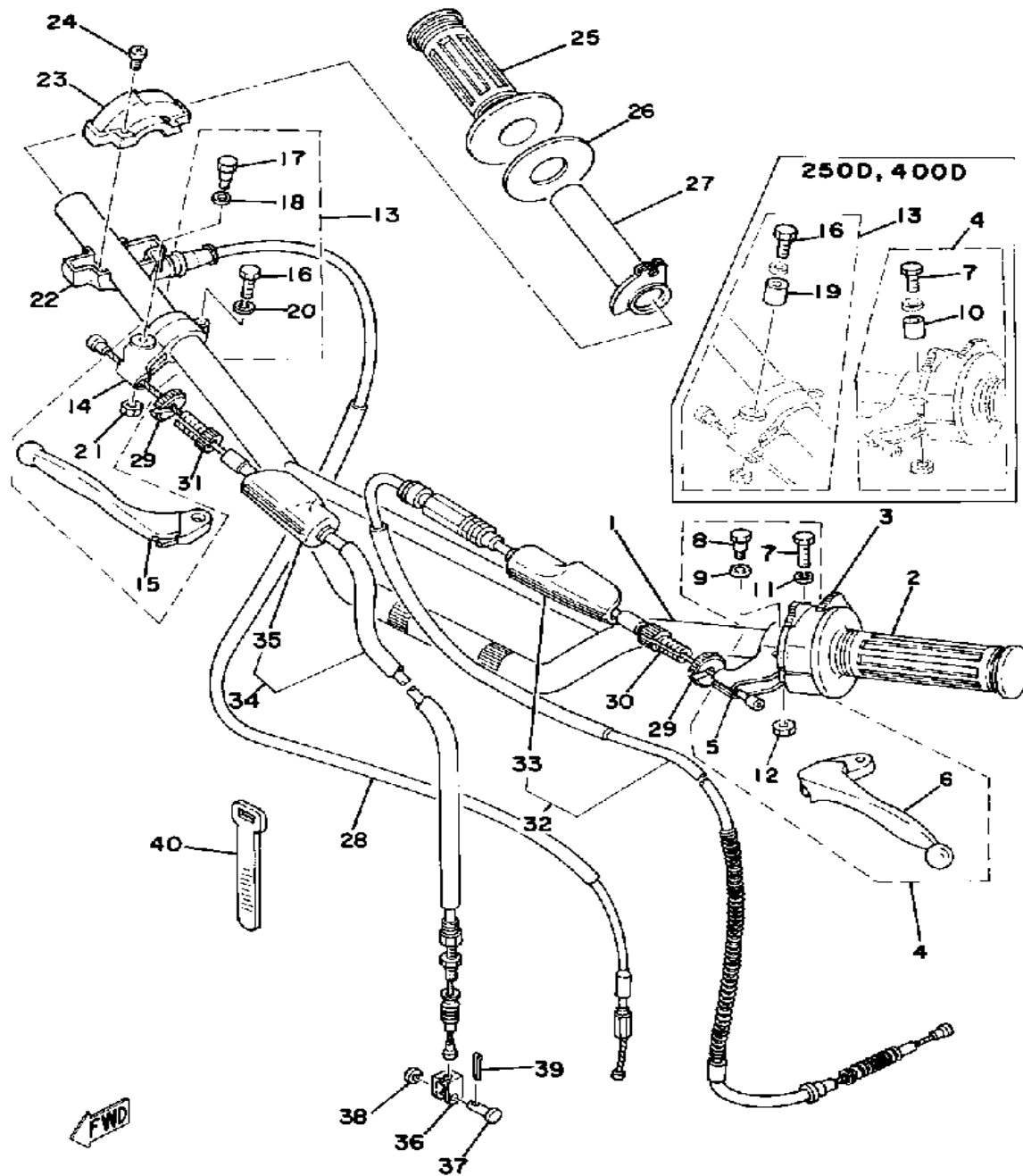
Ref. No.	Part Number	Description	Qty	Remarks
1	93332-00008-00	BEARING	1	
2	93332-00001-00	BEARING	1	
3	3HE-23416-00-00	COVER, BALL RACE 2	1	
4	90179-25033-00	NUT	1	
5	5X3-23435-01-98	CROWN, HANDLE	1	
	90105-14136-00	BOLT, WASHER BASED	1	
7	90105-08091-00	BOLT, WASHER BASED	4	
8	1W1-23389-00-00	GUIDE, CABLE	1	
9	1W1-23317-01-00	HOLDER, CABLE	1	
10	95811-08055-00	BOLT, FLANGE	1	
11	95701-08500-00	NUT, FLANGE	1	
12	95811-08035-00	BOLT, FLANGE (95821-08035) .	4	
13	1E6-23441-00-00	HOLDER, HANDLE UPR	2	LOW GLOSS BLK



HANDLE - WIRE

Ref. No.	Part Number	Description	Qty	Remarks
1	1W1-26111-03-00	HANDLEBAR (1W1-26111-02)	1	
2	1E6-26241-00-00	GRIP LH	1	
3	1W2-83973-00-98	SWITCH, HANDLE 3	1	
4	583-82910-11-00	LEVER HOLDER ASSEMBLY 1 (583-82910-10)	1	
5	214-82911-01-00	. HOLDER, LEVER 1	1	LOW GLOSS BLK
6	1J3-83912-20-00	. LEVER L	1	LOW GLOSS BLK
7	97003-06022-00	. BOLT, HEXAGON (97301-06022)	1	
	97003-06022-00	. BOLT, HEXAGON (97301-06022)	2	
8	90109-06797-00	. BOLT	1	
9	90201-08083-00	. WASHER, PLATE	1	
10	214-83913-00-00	. COLLAR, LEVER 1	1	
11	92995-06100-00	. WASHER, SPRING	1	
12	95601-06100-00	. NUT, U	1	
13	(583-82920-11-00)	LEVER HOLDER ASSEMBLY 2	1	
14	516-82921-30-00	. HOLDER, LEVER 2	1	LOW GLOSS BLK
15	2A6-83922-00-00	. LEVER R	1	LOW GLOSS BLK
16	97003-06022-00	. BOLT, HEXAGON (97301-06022)	1	
	97003-06022-00	. BOLT, HEXAGON (97301-06022)	2	
17	90109-06797-00	. BOLT	1	
18	90201-08083-00	. WASHER, PLATE	1	
19	214-83913-00-00	. COLLAR, LEVER 1	1	
20	92995-06100-00	. WASHER, SPRING	1	
21	95601-06100-00	. NUT, U	1	
22	322-26281-00-98	. CAP, GRIP UPPER	1	
23	322-26282-00-00	CAP, GRIP LOWER	1	

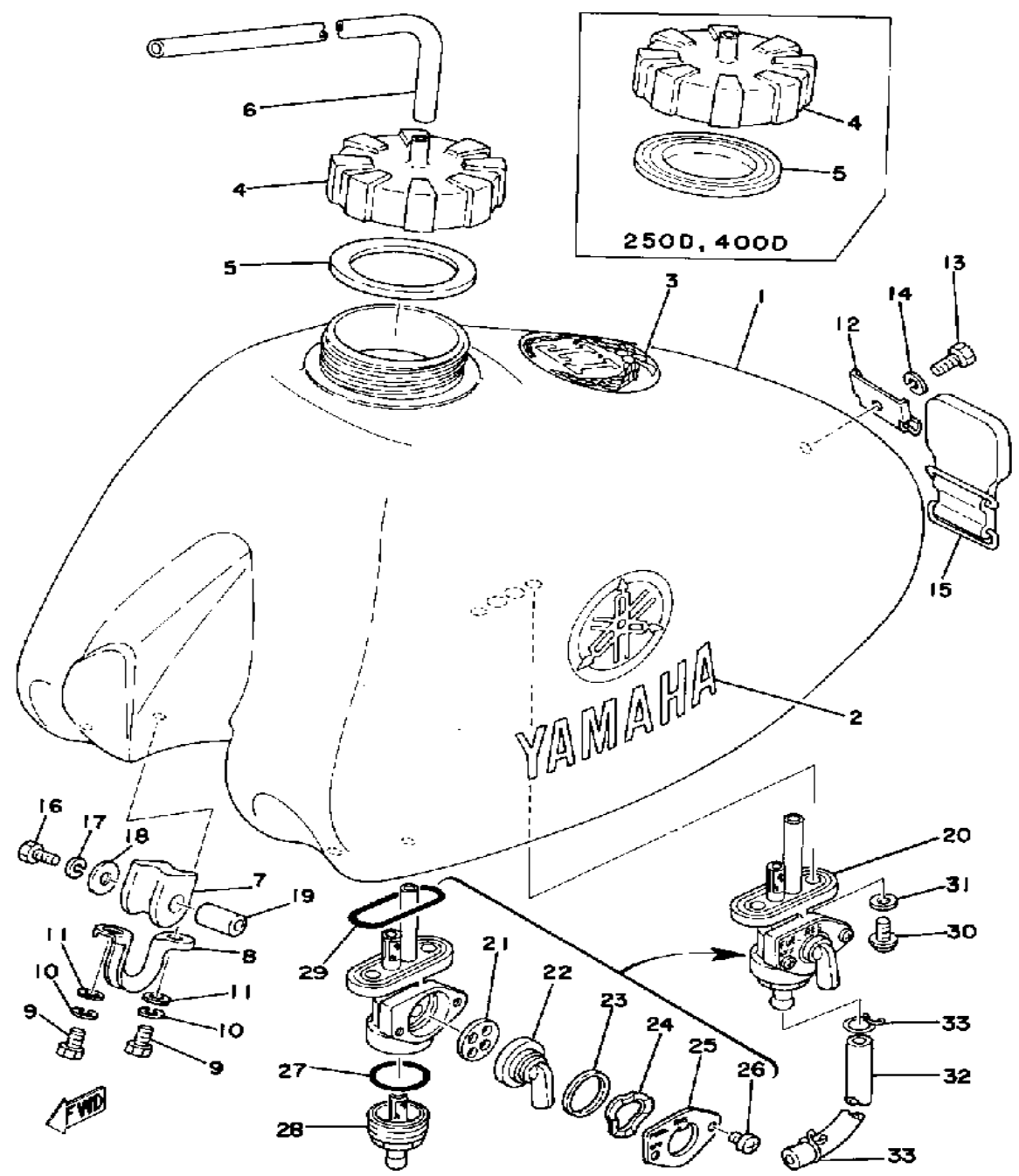
CONTINUED ON NEXT FRAME ➤



HANDLE - WIRE

Ref. No.	Part Number	Description	Qty	Remarks
24	98580-05016-00	SCREW, PAN HEAD	2	
25	583-26242-00-00	GRIP RH	1	
26	1W1-26249-00-00	RING, leaf	1	
27	322-26243-00-00	TUBE, throttle guide	1	
28	1W6-26311-01-00	CABLE, THROTTLE 1	1	
29	90179-08148-00	NUT	2	
30	90123-08013-00	BOLT	1	
	90123-08013-00	BOLT	2	
31	90123-08046-00	BOLT	1	
32	1W4-26335-00-00	CABLE, CLUTCH (960MM)	1	
33	382-26372-01-00	. COVER, HANDLE LEVER	1	
34	1W4-26341-01-00	CABLE, BRAKE (1230MM)	1	
	1W4-26341-02-00	CABLE, BRAKE (1230MM)	1	
35	382-26372-01-00	. COVER, HANDLE LEVER	1	
36	156-26347-00-00	JOINT, CABLE	1	
37	90240-08013-00	PIN, CLEVIS	1	
38	90201-08083-00	WASHER, PLATE	1	
39	91490-20020-00	PIN, COTTER	1	
40	437-83936-01-00	BAND, SWITCH CORD	2	

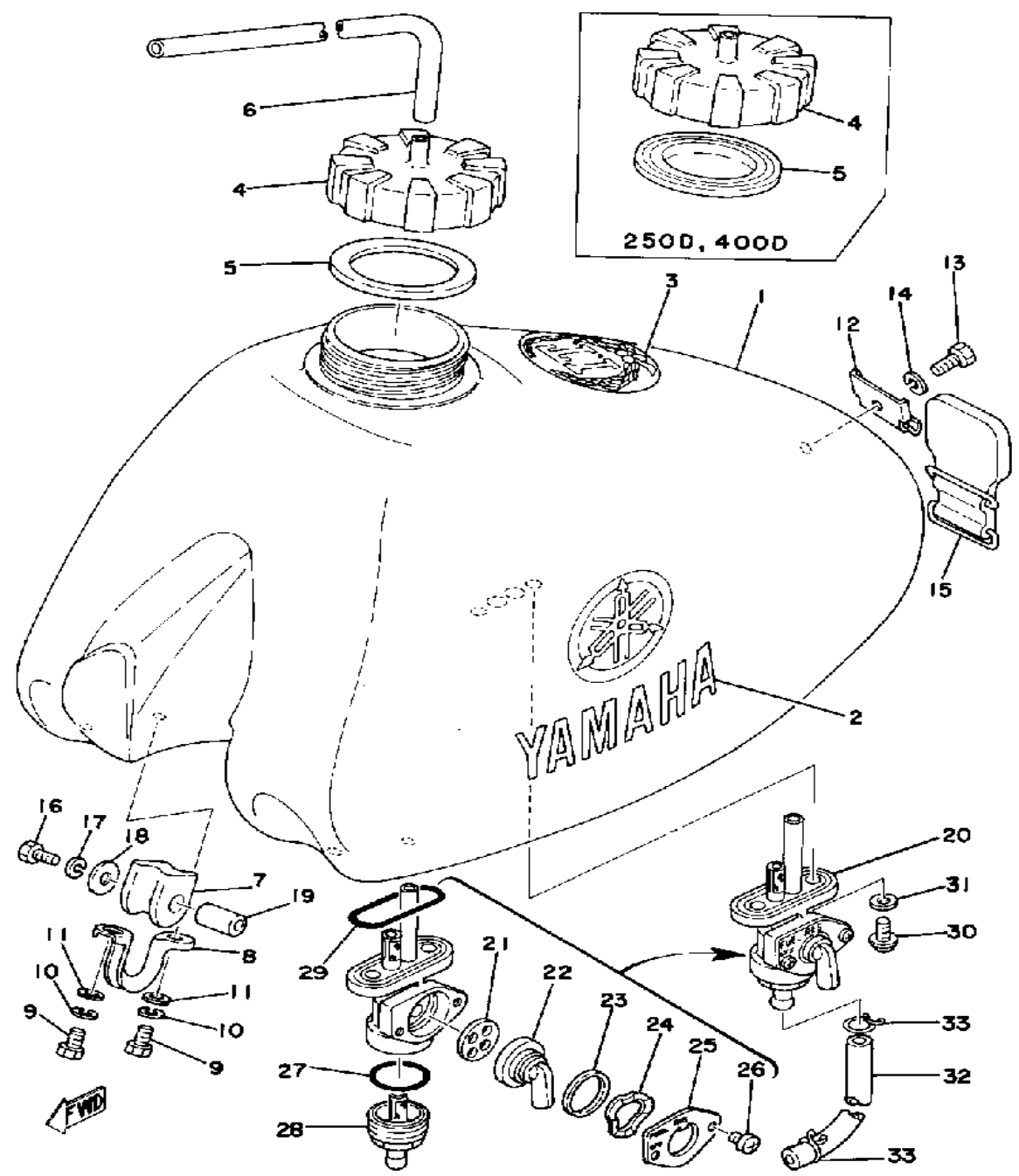
FUEL TANK



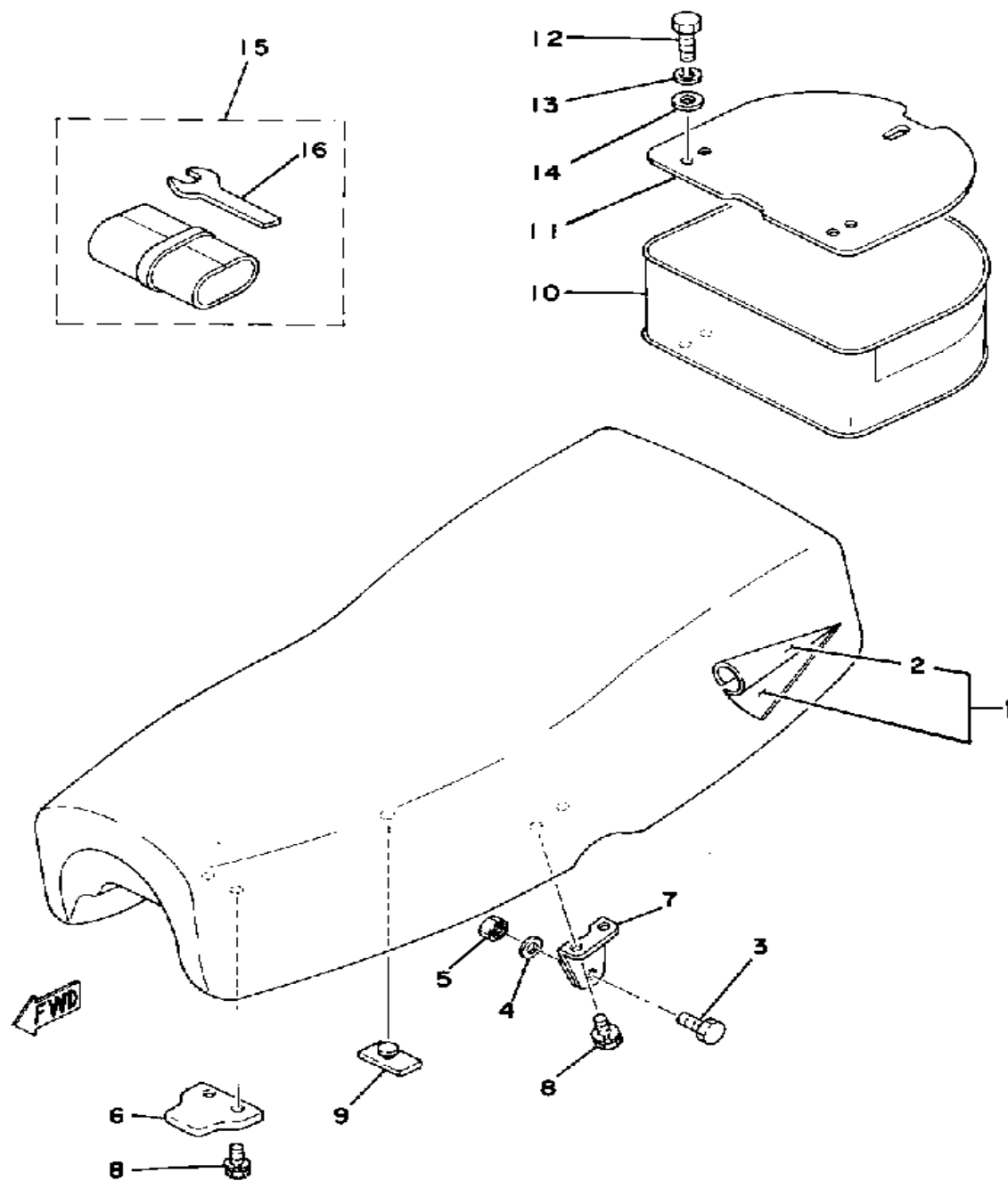
Ref. No.	Part Number	Description	Qty	Remarks
1	1W6-24110-00-00	FUEL TANK	1	
2	(1W2-24161-01-00)	EMBLEM 1	2	
	1W2-24161-00-00	NO LONGER AVAILABLE	2	
3	(1W2-24162-00-00)	EMBLEM 2	1	
4	1K7-24611-01-00	BODY, CAP	1	
	1K7-24612-01-00	. GASKET, CAP	1	
	99999-00973-00	BODY FUEL TANK CAP (1K7-24611-00)	1	
5	1K7-24612-01-00	GASKET, CAP	1	
	1K7-24612-02-00	GASKET, CAP	1	
6	90445-09361-00	HOSE	1	
7	1W1-24182-01-00	DAMPER, LOCATING 2	2	
8	1W1-24144-01-00	HOLDER, DAMPER	2	
9	97013-06012-00	BOLT	4	
10	92995-06100-00	WASHER, SPRING	4	
11	92901-06600-00	WASHER	4	
12	1W1-24192-00-00	BRACKET, FUEL TNK 2	1	
13	97013-06012-00	BOLT	1	
14	92995-06100-00	WASHER, SPRING	1	
15	1W1-24173-00-00	BAND, TNK FITTING 1	1	
16	97013-06035-00	BOLT	2	
17	92995-06100-00	WASHER, SPRING	2	
18	90201-06407-00	WASHER, PLATE (90201-06747-00)	2	
19	90387-07393-00	COLLAR (308-84557-00)	2	
20	498-24500-01-00	FUEL COCK ASSEMBLY 1 (214-24500-02)	1	
21	498-24523-00-00	. VALVE	1	
22	498-24524-01-00	. LEVER, COCK	1	
23	(498-24528-00-00)	GASKET	1	

CONTINUED ON NEXT FRAME ➤

FUEL TANK

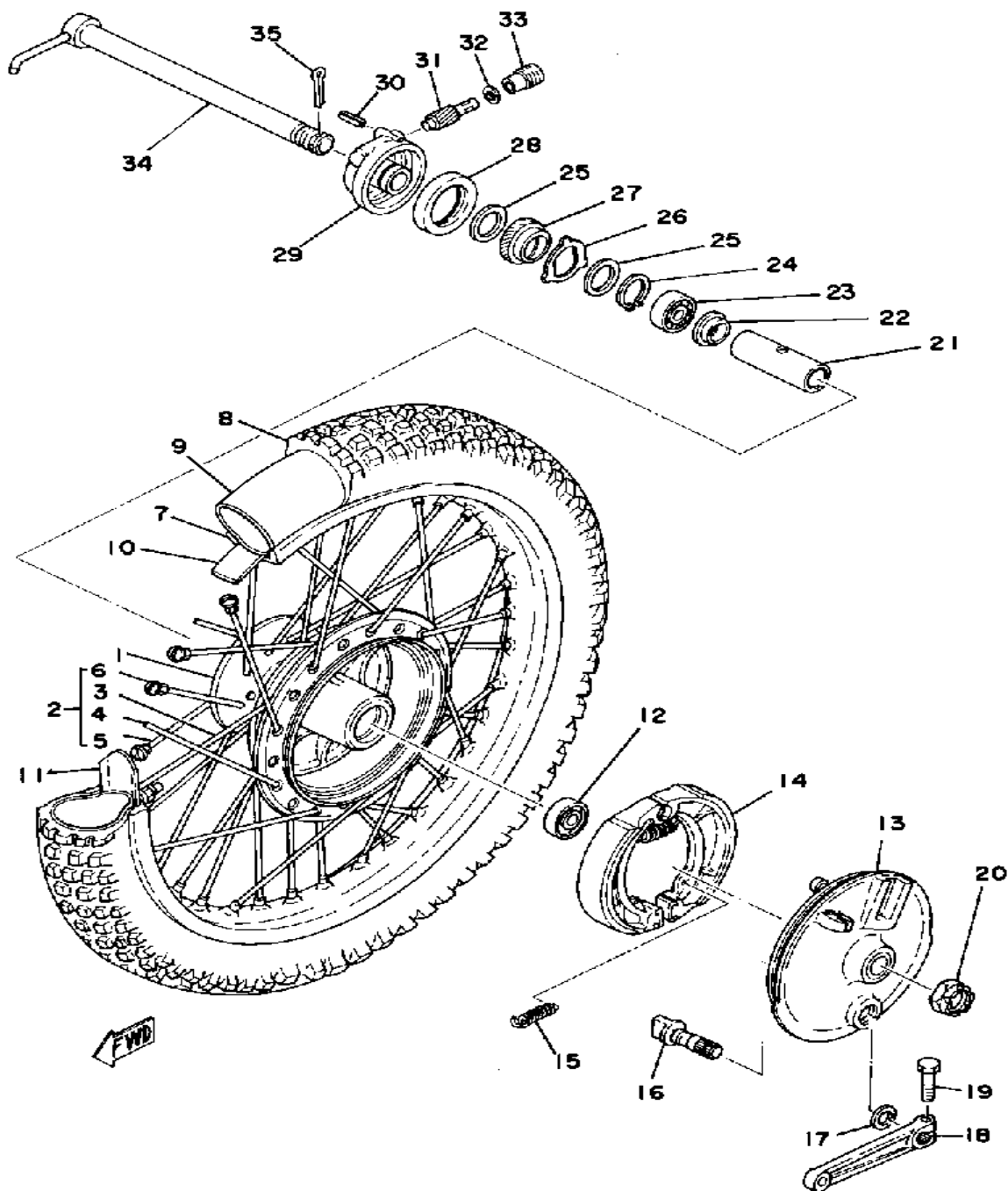


Ref. No.	Part Number	Description	Qty	Remarks
24	90206-18025-00	. WASHER, WAVE	1	
25	498-24525-00-00	. PLATE, LVR FITTING	1	
26	214-24535-00-00	. SCREW, PAN HEAD	2	
27	498-24522-00-00	. GASKET	1	
28	(498-24521-00-00)	CUP, FILTER	1	
29	214-24512-00-00	. GASKET	1	
30	90149-06011-00	SCREW	2	
31	90202-05187-00	WASHER, PLATE	2	
32	90445-11182-00	HOSE	1	
33	90467-10008-00	CLIP	2	



SEAT

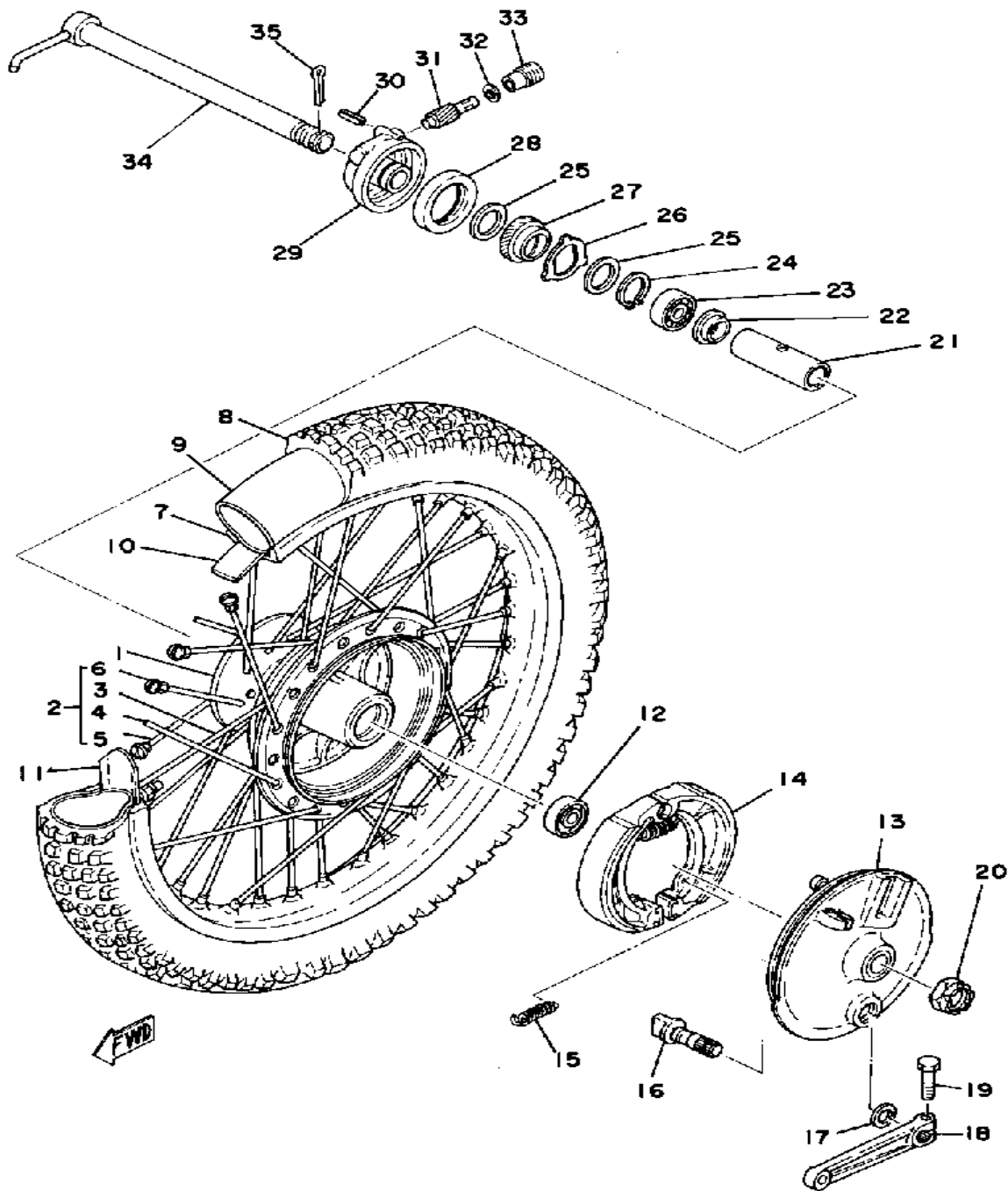
Ref. No.	Part Number	Description	Qty	Remarks
1	(2X7-W2473-00-00)	SEMI-DBL-SEAT ASSEMBLY ..	1	
2	2K8-24771-00-00	. COVER, SM-DBL SEAT	1	
3	97013-06035-00	BOLT	2	
4	92990-06200-00	WASHER	2	
5	95601-06100-00	NUT, U	2	
6	1M1-24748-00-00	BRACKET, SEAT	1	
7	1W1-24738-00-00	BRACKET, SEAT	2	
8	90101-06304-00	BOLT	6	
9	509-24724-00-00	DAMPER, SEAT	6	
10	1W2-24850-01-00	CARRIER BOX ASSEMBLY ...	1	
11	1W2-24833-01-00	BRACKET, CARRIER 2	1	
12	97001-06018-00	BOLT	3	
13	92995-06100-00	WASHER, SPRING	3	
14	90201-06067-00	WASHER, PLATE	3	
15	1W2-W2810-00-00	TOOL KIT	1	
16	10V-28135-00-00	SPANNER, SPECIAL	1	



FRONT WHEEL

Ref. No.	Part Number	Description	Qty	Remarks
1	1K7-25111-10-98	HUB, FRONT	1	
2	2W6-25104-02-00	SPOKE SET, FRONT	1	
3	(1K7-25196-90-00)	SPOKE SET, INNER 1	1	
4	(1K7-25197-90-00)	SPOKE SET, OUTER 1	1	
5	(1K7-25179-90-00)	SPOKE SET, INNER 2	1	
6	(1K7-25189-90-00)	SPOKE SET, OUTER 2	1	
7	94416-21326-00	RIM 1.60X 1	1	
8	(94130-21226-00)	300X21 BS 7	1	
	(94130-21376-00)	300X21 IRC MX	1	
	(94130-21376-00)	300X21 IRC MX	1	CANADA
9	94227-21123-00	TUBE (2.75-21)	1	
	94230-21126-00	TUBE (3.00-21)	1	
10	(94327-21024-00)	BAND, RIM	1	
	(94330-21088-00)	BAND, RIM	1	
11	1T1-25194-00-00	SPACER, BEAD	1	
12	93306-20226-00	BEARING	1	
13	1W1-25016-11-98	BRAKE SHOE PLT ASSEMBLY (1W1-25121-02-98)	1	
14	322-W2535-00-00	BRAKESHOE SET-2PCS	2	
15	90506-17328-00	SPRING, TENSION	2	
16	23X-25151-00-00	CAMSHAFT	1	
17	137-25159-00-00	SEAL, CAMSHAFT	1	
18	322-25155-00-00	LEVER, CAMSHAFT 1	1	
19	90101-06291-00	BOLT	1	
20	90171-14020-00	NUT, CASTLE	1	
21	90560-15116-00	SPACER	1	
22	146-25116-00-00	FLANGE, SPACER 2	1	
23	93306-20209-00	BEARING (B6202)	1	
24	93410-22014-00	CIRCLIP, S-TYPE	1	

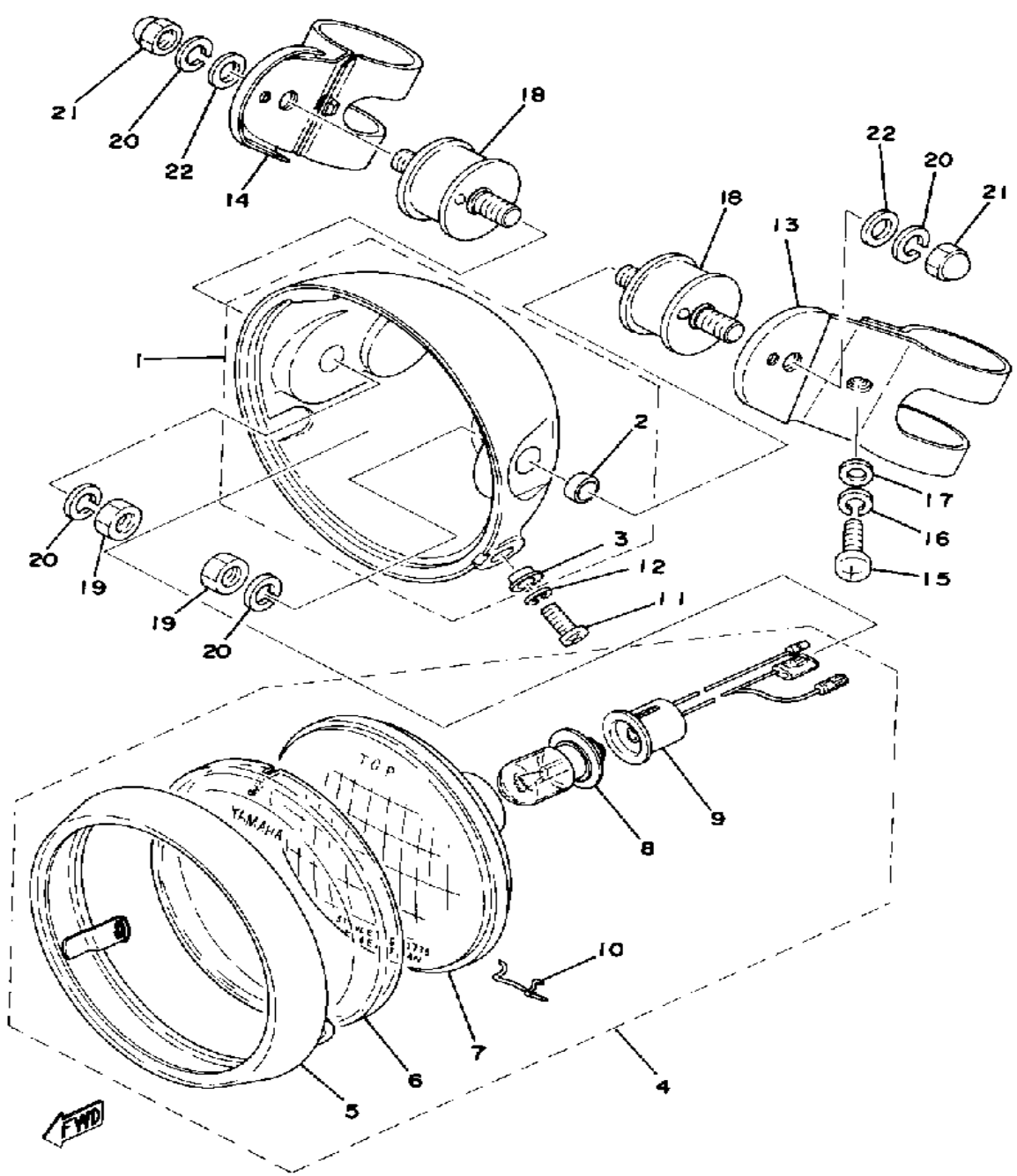
CONTINUED ON NEXT FRAME ►



FRONT WHEEL

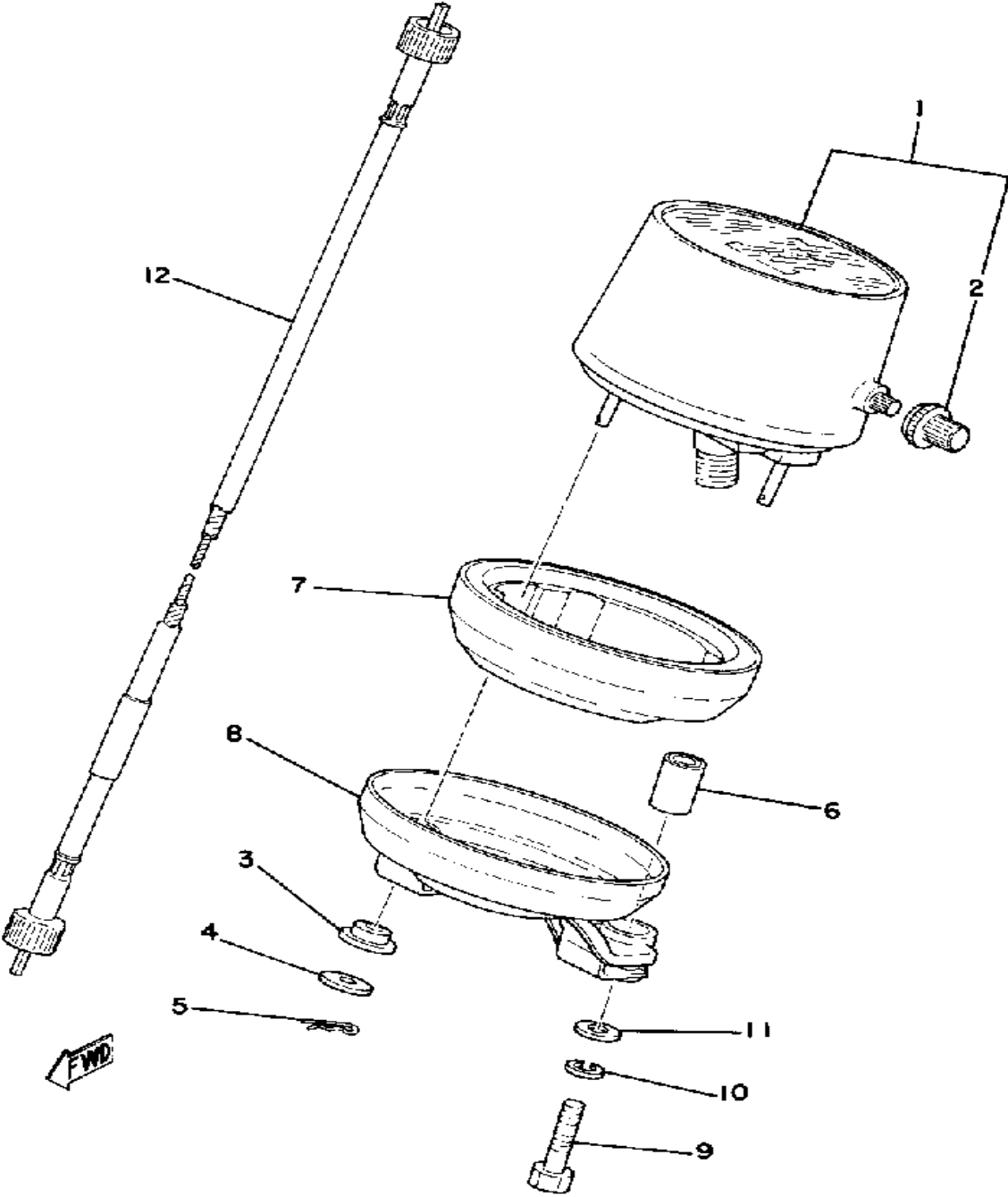
Ref. No.	Part Number	Description	Qty	Remarks
25	90201-22283-00	WASHER, PLATE	2	
26	1K7-25149-00-00	CLUTCH, METER	1	
27	1W2-25135-00-00	GEAR, DRIVE	1	
28	93106-40027-00	OIL SEAL	1	
29	1W2-25190-00-00	GEAR UNIT ASSEMBLY	1	
30	91609-20014-00	PIN, SPRING	1	
31	1W2-25138-00-00	GEAR, METER	1	
32	102-18416-00-00	SHIM, ROD	1	
33	306-25136-00-00	BUSH	1	
34	1W2-25181-02-00	AXLE, WHEEL	1	
35	91401-30030-00	PIN, COTTER	1	

HEAD LAMP



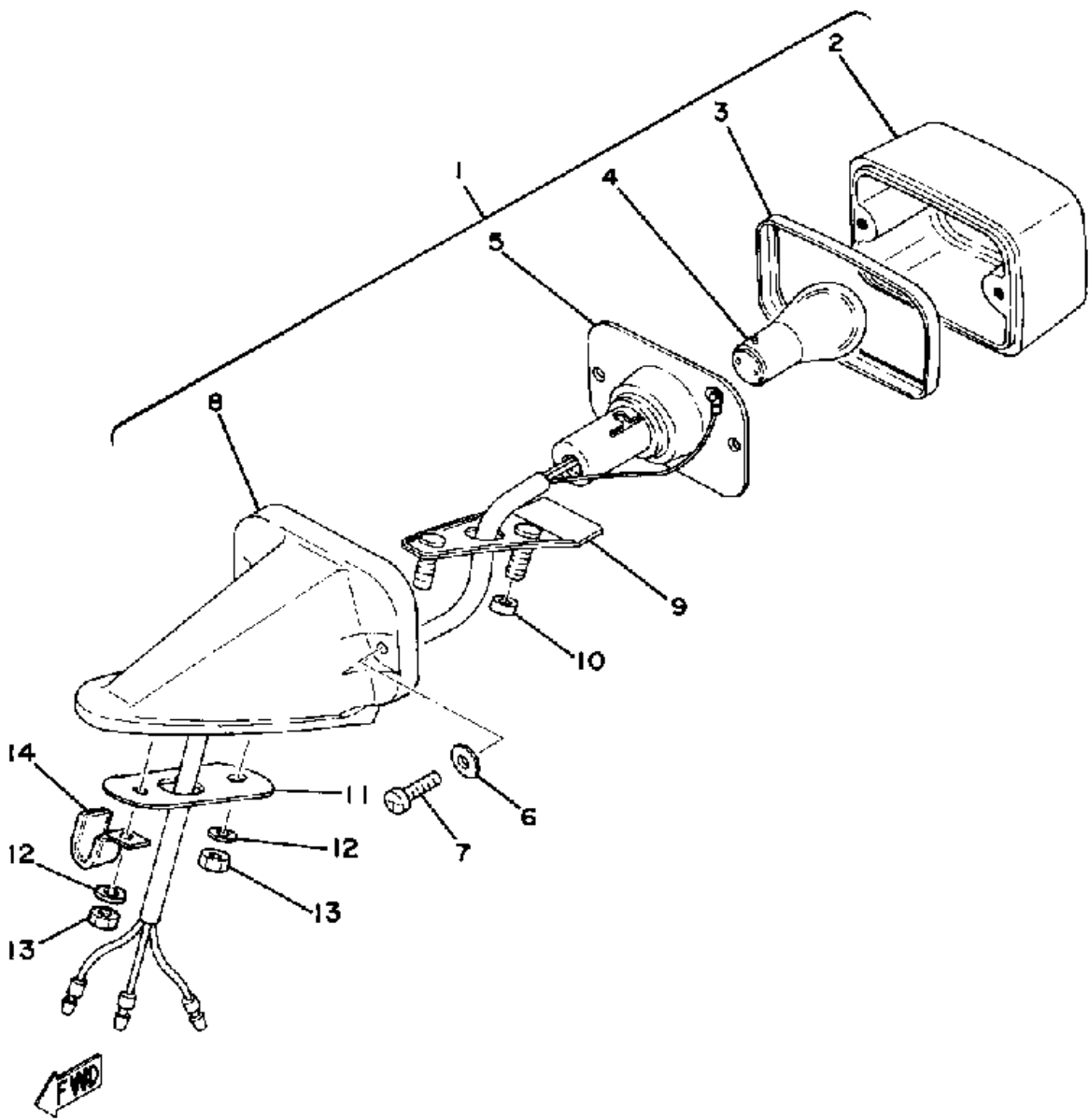
Ref. No.	Part Number	Description	Qty	Remarks
1	1W2-84130-60-00	BODY ASSEMBLY, HEADLIGHT	1	
2	(1W2-84145-60-00)	COLLAR, BODY FTNG	2	
3	1L9-84338-60-00	. COLLAR, BODY FTNG	2	
5	(1W2-84115-60-00)	RIM, HEADLIGHT	1	
6	1W2-84144-60-00	. COVER, HEADLIGHT	1	
7	3R8-84120-60-00	. LENS ASSEMBLY	1	
8	527-84114-09-XX	. BULB, HL 6V25/25W	1	
9	1W2-84112-60-00	. SOCKET	1	
10	1W2-84324-60-00	. SPRING, REFLECTOR	4	
11	98580-05016-00	SCREW, PAN HEAD	1	
12	92990-05100-00	WASHER, SPRING	1	
13	(1W2-84118-00-33)	STAY, HEADLIGHT 1	1	
14	(1W2-84119-00-33)	STAY, HEADLIGHT 2	1	
15	98580-06020-00	SCREW	2	
16	92995-06100-00	WASHER, SPRING	2	
17	92901-06600-00	WASHER	2	
18	1W2-84143-00-00	DAMPER, HDLT STAY	2	
19	95333-08600-00	NUT	2	
20	92990-08100-00	WASHER	4	
21	95303-08800-00	NUT (CROWN) (95301-08800) .	2	
22	92901-08600-00	WASHER	2	

SPEEDOMETER

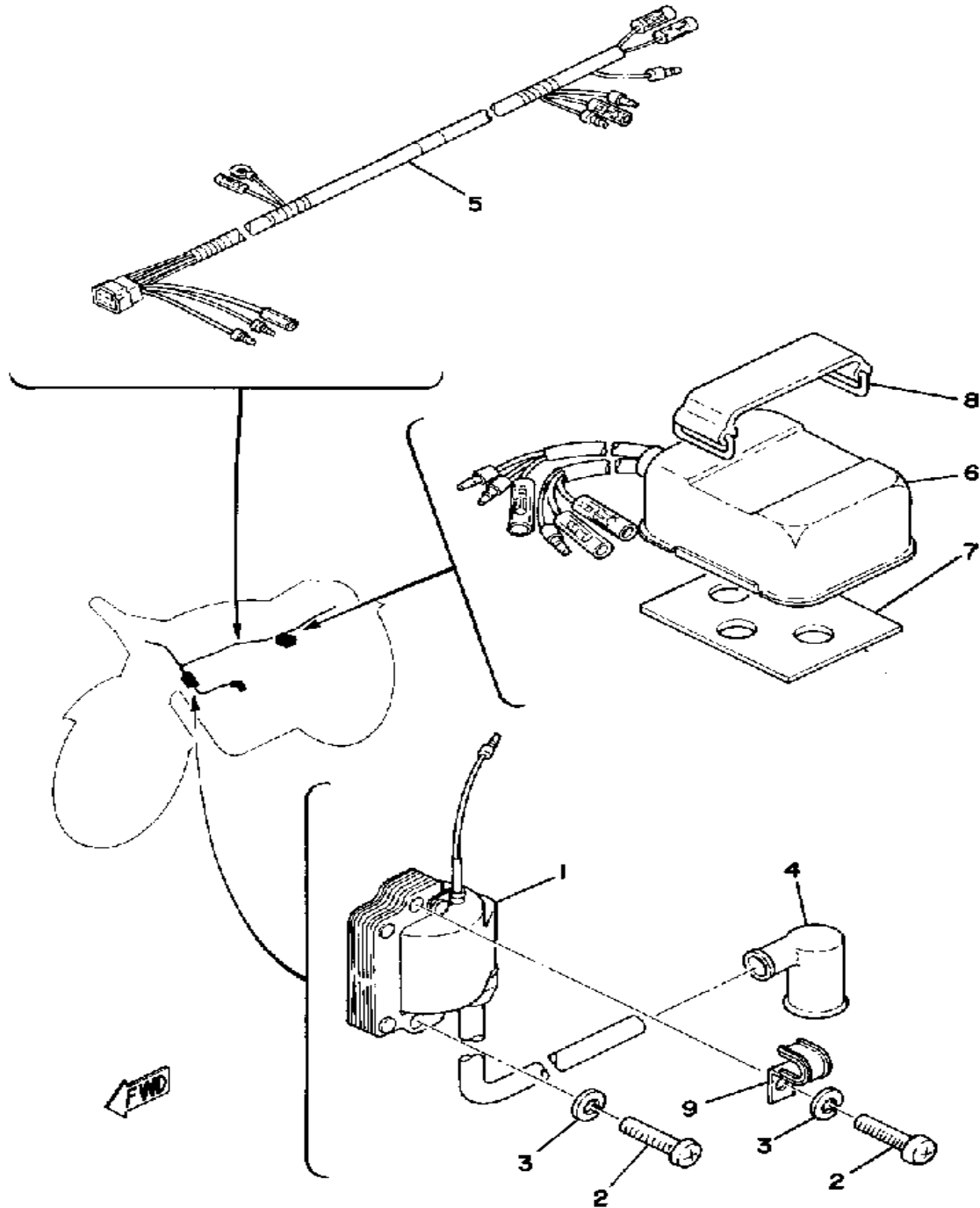


Ref. No.	Part Number	Description	Qty	Remarks
1	(1W2-83510-30-00)	SPEEDOMETER ASSEMBLY ..	1	
2	1E6-83578-60-00	. KNOB, TRIP METER	1	
3	1M1-83526-00-00	DAMPER 2	2	
4	90201-052E2-00	WASHER, PLATE	2	
5	90468-10050-00	CLIP	2	
6	90385-06001-00	BUSH, SPEC'L RUBBER (214-83528-00)	2	
7	1W2-83513-00-00	DAMPER	1	
8	(1W2-83519-00-00)	BRACKET, METER	1	
9	97021-06030-00	BOLT	2	
10	92995-06100-00	WASHER, SPRING	2	
11	92901-06600-00	WASHER	2	
12	3R8-83550-00-00	SPEEDOMETER CABLE	1	

TAIL LAMP

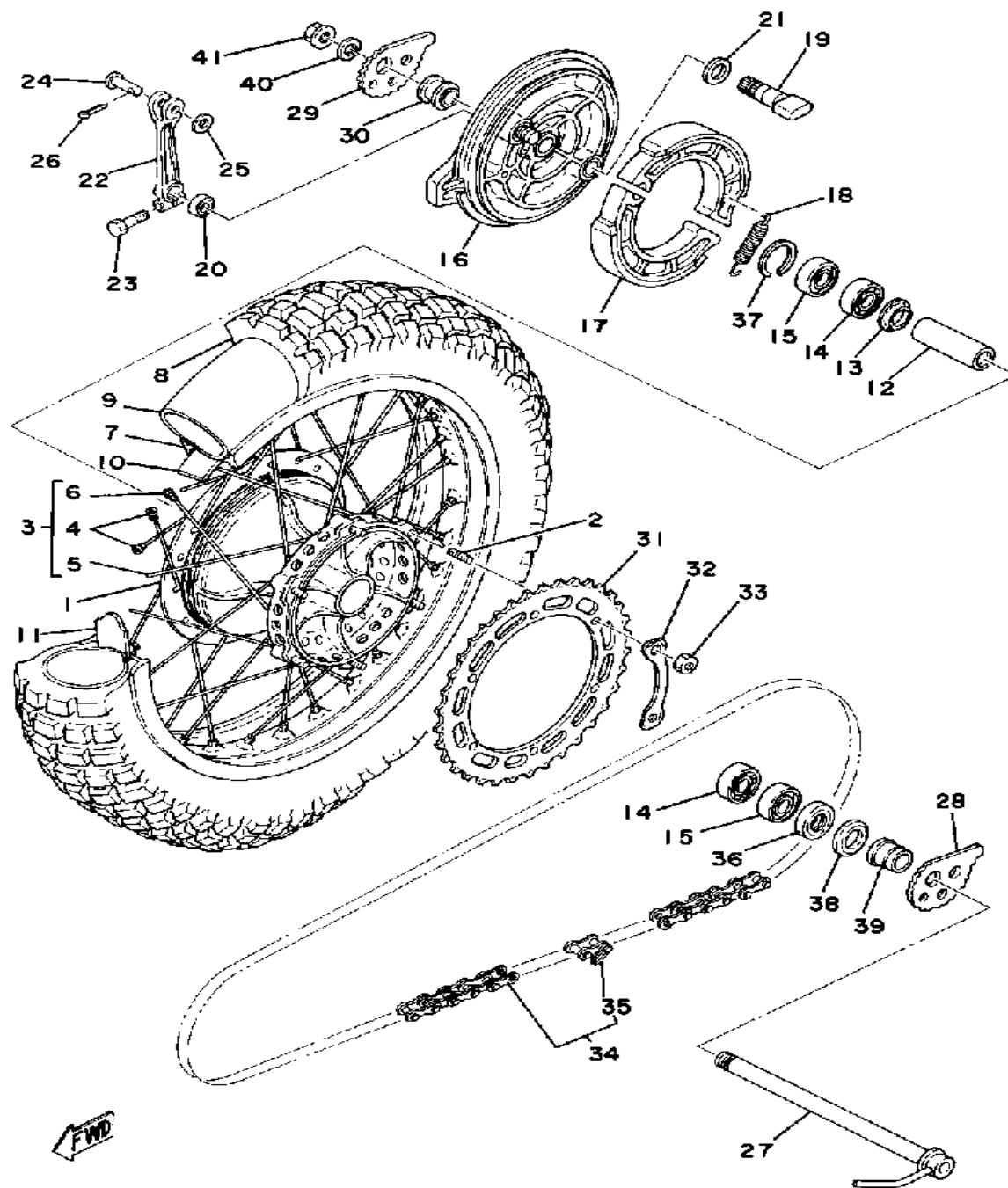


Ref. No.	Part Number	Description	Qty	Remarks
1	434-84500-64-00	TAILLIGHT ASSEMBLY	1	
2	434-84521-69-00	. LENS, TAILLIGHT	1	
3	434-84515-61-00	. RIM, TAILLIGHT	1	
4	122-84514-30-00	BULB	1	
5	434-84517-61-00	. CORD, TAILLIGHT	1	
6	434-84522-62-00	. WASHER	2	
7	434-84524-61-00	. SCREW, LENS FITTING	2	
8	434-84519-64-00	. BRACKET, TAILLIGHT	1	
9	434-84500-64-00	. TAILLIGHT ASSEMBLY	1	
10	(434-84557-60-00)	COLLAR	2	
11	1W2-84525-00-00	WASHER, SPECIAL	1	
12	92990-05100-00	WASHER, SPRING	2	
13	95380-05600-00	NUT	2	
14	90462-05005-00	CLAMP	1	



ELECTRICAL

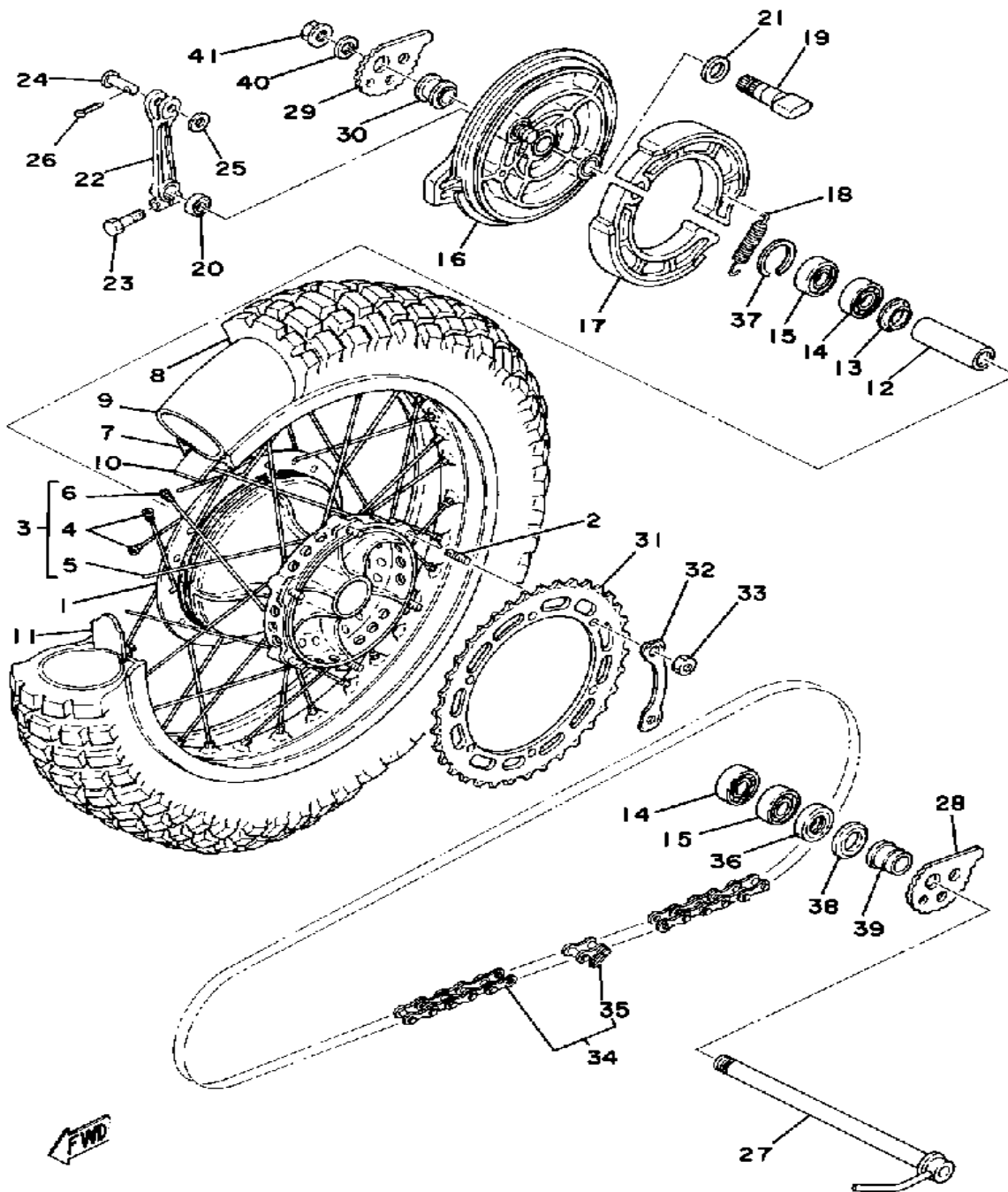
Ref. No.	Part Number	Description	Qty	Remarks
1	5G4-82310-40-00	IGNITION COIL ASSEMBLY (J17-82310-21)	1	
2	98511-06025-00	SCREW PAN HEAD (92501-06025)	2	
3	92995-06100-00	WASHER, SPRING	2	
4	294-82370-00-00	PLUG CAP ASSEMBLY	1	
	512-82370-10-00	PLUG CAP ASSEMBLY	1	
	808-82370-10-00	PLUG CAP ASSEMBLY	1	CANADA
5	(1W6-82590-00-00)	WIRE HARNESS ASSEMBLY ..	1	
	(1W6-85540-20-00)	CDI UNIT ASSEMBLY	1	
	1W4-85540-20-00	CDI UNIT ASSEMBLY	1	
7	1M2-85547-00-00	DAMPER	1	
8	122-82131-00-00	BAND, BATTERY	1	
9	90462-05005-00	CLAMP	1	



REAR WHEEL

Ref. No.	Part Number	Description	Qty	Remarks
1	483-25311-12-98	NO LONGER AVAILABLE	1	LOW GLOSS BLK
2	90116-08218-00	BOLT, STUD	6	
3	431-25304-00-00	. SPOKE SET, REAR (431-25304-00)	1	
4	431-25396-90-00	. SPOKE SET, RIGHT (10 PCS.)	1	
5	431-25391-90-00	. NO LONGER AVAILABLE	1	
6	431-25392-90-00	. SPOKE SET, OUTER LEFT (10 PCS.)	1	
7	94421-18151-00	RIM, REAR (2.15B-18)	1	
8	94145-18272-00	TIRE, REAR (4.50-18-4PR)	1	
9	94246-18040-00	TUBE, REAR (4.60-18)	1	
10	94340-18022-00	BAND, RIM (4.00-18)	1	
11	363-25394-00-00	SPACER, BEAD	2	
12	483-25317-01-00	SPACER, BEARING	1	
13	483-25315-00-00	FLANGE, SPACER	1	
14	93306-20309-00	BEARING (B6203)	2	
15	93306-20310-00	BEARING	2	
16	1W6-25321-00-98	PLATE, BRAKE SHOE	1	
17	1W4-25330-01-00	BRAKE SHOE COMP (1W4-25330-00)	2	
18	90507-20002-00	SPRING, TENSION	2	
19	1E2-25151-00-00	CAMSHAFT	1	
20	148-25359-00-00	SEAL, CAMSHAFT	1	
21	90564-14021-00	SHIM	1	
22	431-25355-00-00	LEVER, CAMSHAFT	1	
23	90101-06291-00	BOLT	1	
24	1W2-27237-00-00	PIN, CLEVIS	1	
25	90201-12631-00	WASHER, PLATE	1	
26	91401-25022-00	PIN, COTTER	1	
27	1W6-25381-00-00	AXLE, WHEEL	1	

CONTINUED ON NEXT FRAME ►



REAR WHEEL

Ref. No.	Part Number	Description	Qty	Remarks
28	1M1-25388-01-00	PULLER, CHAIN 1	1	
29	1M1-25389-01-00	PULLER, CHAIN 2	1	
30	90387-17618-00	COLLAR	1	
31	431-25448-04-XX	SPROCKET WHEEL (48T) (SPECIAL XX ALUM)	1	ALTERNATE PARTS
	431-25450-04-XX	SPROCKET, DRIVN 50TSPROCKET WHEEL (50T) .	1	ALTERNATE PARTS
	431-25452-04-XX	SPROCKET WHEEL (52T) (SPECIAL XX ALUM)	1	ALTERNATE PARTS
	431-25454-04-XX	SPROCKET, DRIVN 54TSPROCKET WHEEL (54T) .	1	ALTERNATE PARTS
	583-25444-10-00	GEAR, STEEL SPROCKET WHEEL (44T)	1	U.R STD
	583-25446-10-00	SPROCKET, DRIVN 46T	1	U.R STD
	583-25448-10-00	SPROCKET, DRIVN 48T (48T) .	1	U.R STD
32	583-25412-00-00	WASHER	3	
33	90170-08193-00	NUT, HEXAGON	6	
34	94580-11104-00	CHAIN (DID52OTR-104L)	1	
	94580-11106-00	CHAIN (DID52OTR-106L)	1	
35	94645-20001-00	. JOINT, CHAIN	1	
	94680-11001-00	. JOINT CHAIN	1	
36	93102-25061-00	OIL SEAL, SD-TYPE	1	
37	93450-41050-00	CIRCLIP (41.4 SPECIAL)	1	
38	431-25367-00-00	COVER, HUB DUST	1	
39	90387-17431-00	COLLAR (431-25376-01)	1	
40	92901-16100-00	WASHER, SPRING	1	
41	90179-16007-00	NUT, SPEC'L SHAPE	1	

A-18

IT250D MOTORCYCLE 1977 SERVICE DATA M7-005

MODEL — IBM I.D. NUMBER	IT250D	1W5
Starting Engine and Frame Number	1W5-000101	1W5-000101
Basic Color (fuel tank)	Sky Blue	
Net Weight	247 lbs.	
ENGINE (type, induction system)	2-stroke, 7-port, single, air-cooled, reed valve	
Bore x Stroke x Cylinder(s) Displacement	70 x 64mm x 1	246cc
Compression Ratio (pressure)	7.84:1	
Piston Skirt Clearance (new/max.)	0.045~0.050mm(.0018~.0020") / 0.1mm (.004")	
Ring End Gap (top/2nd/3rd)	0.3 ~ 0.5mm (.011 ~ .019") / Same / ϕ	
Ring Groove Clearance (top/2nd/3rd)	0.03 ~ 0.05mm (.0011 ~ .0019") / Same / ϕ	
Valve Clearance (eng. cold) Intake/Exhaust	ϕ	
AUTOLUBE — Minimum Pump Stroke/Color Code	ϕ	
CARBURETOR (mfr.) (type) (I.D. number)	Mikuni / VM36SS 1W500	
Main Jet	No. 360	
Needle Jet	P-6	
Jet Needle/Clip Position	6F15-2	
Cutaway	2.0	
Pilot Jet	No. 60	
Air Jet	2.5	
Starter Jet	No. 80	
Air Screw (turns out) (idle speed)	1.0	idle speed 1,300 rpm
Float Level	18mm	
Air Filter (type x quantity)	Oiled Foam Rubber x 1	
DRIVE — Primary (type) (teeth) (ratio)	Helical Gear	64/24 2.666
Secondary (type) (teeth) (ratio)	DK520TR, 103L	46/13 3.538
Transmission Ratios 1st (teeth) (ratio) (O.A.)	32/14	2.286 21.567
2nd	29/17	1.706 16.096
3rd	26/20	1.300 12.266
4th	23/23	1.000 9.435
5th	21/25	0.840 7.926
6th	ϕ	
CAPACITIES — Transmission	1,200cc (40.6oz.) SAE10W30	
Oil Tank or Engine Sump	ϕ	
Fuel Tank	3.17 gal. (Yamalube "R" & Premium gas, premix 20:1)	
Front Forks	250cc, 20wt. fork oil*	
Rear Shocks	DeCarbon monoshock: See Tech. Bull. M7-003	
Tires (size/normal pressure)	Front: 3.00-21/13psi Rear: 4.50-18/14psi	
ELECTRICAL — Charging System (mfr.) (type)	Mitsubishi CDI	
No Load Voltage Adj. (AC & DC generators)	ϕ	
Max. Generator (Magnet) Output	ϕ	
Field Coil (and/or) Charging Coil Resistance	0.39 Ω \pm 10% (Yellow-red/black)	
Battery (mfr.) (model) (rating) (charge rate)	ϕ	
Headlight/Taillight Ratings	6V 25W/25W 5.3W	
Ign. Coil Min. Spark Gap/Pri. Res./Sec. Res.	6mm 1.0 Ω \pm 10% / 5.9K Ω \pm 20%	
Source Coil Res.	174 Ω \pm 10% (Brown/black)	
Pulse Coil Res.	3.4 Ω \pm 10% (White-red/black)	
Point Gap/Spark Plug (type/gap)	ϕ / Champion N2G 0.7mm (.028")	
Timing (advanced) (retarded)	2.3mm B.T.D.C. / ϕ	

N/A = Information Not Available
 ϕ = Does Not Apply To This Model

*Available from Yamaha Parts Distributors, Inc.

A-19

IT400D MOTORCYCLE 1977 SERVICE DATA M7-006

MODEL — IBM I.D. NUMBER	IT400D	1W6
Starting Engine and Frame Number	1W6-000101	1W6-000101
Basic Color (fuel tank)	Sky Blue	
Net Weight	253 lbs.	
ENGINE (type, induction system)	2-stroke, 7-port, single, air-cooled, reed valve	
Bore x Stroke x Cylinder(s) Displacement	85 x 70mm x 1	397cc
Compression Ratio (pressure)	7.59:1	
Piston Skirt Clearance (new/max.)	0.055 ~ 0.060mm(.0021 ~ .0023") / 0.1mm (.004")	
Ring End Gap (top/2nd/3rd)	0.3 ~ 0.5mm (.011 ~ .019") / Same / ϕ	
Ring Groove Clearance (top/2nd/3rd)	0.06 ~ 0.10mm(.002 ~ .003") / Same / ϕ	
Valve Clearance (eng. cold) Intake/Exhaust	ϕ	
AUTOLUBE — Minimum Pump Stroke/Color Code	ϕ	
CARBURETOR (mfr.) (type) (I.D. number)	Mikuni / VM38SS / 1W600	
Main Jet	No. 350	
Needle Jet	P-4	
Jet Needle/Clip Position	6F16-3	
Cutaway	3.0	
Pilot Jet	No. 50	
Air Jet	2.5	
Starter Jet	No. 80	
Air Screw (turns out) (idle speed)	2-1/4	idle speed: 1,300 rpm
Float Level	18mm	
Air Filter (type x quantity)	Oiled foam rubber x 1	
DRIVE — Primary (type) (teeth) (ratio)	Helical Gear	64/24 2.666
Secondary (type) (teeth) (ratio)	DK520TR, 105L	46/15 3.066
Transmission Ratios 1st (teeth) (ratio) (O.A.)	33/13	2.538 20.958
2nd	29/17	1.706 13.958
3rd	26/20	1.300 10.631
4th	23/23	1.000 8.177
5th	20/26	0.769 6.290
6th	ϕ	
CAPACITIES — Transmission	1200cc (40.6oz.) SAE10W30	
Oil Tank or Engine Sump	ϕ	
Fuel Tank	3.17 gal. (Yamalube "R" & Premium gas, premix 20:1)	
Front Forks	250cc, 20 wt. fork oil*	
Rear Shocks	DeCarbon monoshock: See Tech. Bull. M7-003	
Tires (size/normal pressure)	Front: 3.00-21/13 psi Rear: 4.50-18/14 psi	
ELECTRICAL — Charging System (mfr.) (type)	Mitsubishi / CDI	
No Load Voltage Adj. (AC & DC generators)	ϕ	
Max. Generator (Magnet) Output	ϕ	
Field Coil (and/or) Charging Coil Resistance	0.53 Ω \pm 10% (Yellow/Red-Black)	
Battery (mfr.) (model) (rating) (charge rate)	ϕ	
Headlight/Taillight Ratings	6V 25W/25W 5.3W	
Ign. Coil Min. Spark Gap/Pri. Res./Sec. Res.	6mm/1.0 Ω \pm 10% / 5.9 Ω \pm 20%	
Source Coil Res.	166 Ω \pm 10% (Brown-black)	
Pulse Coil Res.	3.4 Ω \pm 10% (White/Red-black)	
Point Gap/Spark Plug (type/gap)	ϕ / Champion N3G / 0.7mm (.028")	
Timing (advanced) (retarded)	2.7mm B.T.D.C. / ϕ	

N/A = Information Not Available
 ϕ = Does Not Apply To This Model

*Available from Yamaha Parts Distributors, Inc.

D-15
IT250E MOTORCYCLE
 1978 SERVICE DATA M7-057

MODEL — IBM I.D. NUMBER	IT250E — 2K9
Initial Engine Number/Frame Number	2K9-000101 / 2K9-000101
Basic Color(s)	Sky Blue
ENGINE TYPE	2-stroke, air-cooled, reed valve
Bore/Stroke/Number Cylinders/Displacement (cc)	70mm / 64mm / 1 / 246cc
Compression Ratio/Compression Pressure min.~max.	7.84:1 / N/A
Piston Skirt Clearance new/max.	.045 ~ .050mm / 0.1mm
Ring End Gap top/2nd/3rd	0.3 ~ 0.5mm / same / ϕ
Valve Clearance (cold) Intake/Exhaust	ϕ
Oil Pressure hot/rpm	ϕ
Oil Tank or Engine Sump Capacity	Premix 20:1 Yamalube R* & Premium Gasoline
AUTOLUBE — Min. stroke/Color code	ϕ
Minimum Output @ 200 strokes	ϕ
Maximum Output @ 200 strokes	ϕ
CARBURETOR — mfr./type/I.D. number	Mikuni / VM36SS / 1W500
Main Jet/Pilot Jet	360 / 50
Needle Jet/Jet Needle-Clip Position	P-4 / 6F15-2
Slide Cutaway or Throttle Valve	2.0
Float Level	18 \pm 1mm
Mixture Screw — turns out/idle rpm	1.0 / 1250 ~ 1350
SUSPENSION	
Front Forks: Oil type/level/qty	20 wt. Fork Oil* / ϕ / 250cc
Gas Pressure	ϕ
Spring Length std	605.5mm
Monoshock: Oil type/qty	ϕ
Gas Pressure	18 kg/cm ² Nitrogen (256 psi)
TRANSMISSION — oil type/qty chg/qty reassemble	SAE20W40 (Yamalube 4*) / 1100cc / 1200cc
Primary drive type	Helical Gear
Secondary type/teeth/chain	Chain / 46-14 / DID520TR - 104L
Clutch Friction Plate Thickness std ~ min.	3.0 ~ 2.7mm
Clutch Spring Length std ~ min.	36.0 ~ 35.0mm
Tires size (nominal pressure)	Front: 3.00-21 (13psi) Rear: 4.50-18 (14psi)
ELECTRICAL — System/Type	AC Magneto / CDI External Rotor
Maximum Output	N/A
Field Coil Color Code/ Ω	ϕ
Charging Coil Color Code/ Ω	ϕ
Source Coil Color Code/ Ω	Brn ~ Blk / 174 Ω \pm 10%
Lighting Coil Color Code/ Ω	Yel-Red ~ Blk / 0.39 Ω \pm 10%
Pulse Coil or Pickup Coil Color Code/ Ω	Wht-Red ~ Blk / 3.4 Ω \pm 10%
Ignition Coil test gap Primary Ω / Secondary Ω	6mm / 1.0 Ω \pm 10% / 5.9K Ω \pm 10%
Battery—model/spec. grav./chg rate x hour	ϕ
Headlight/Taillight/Signal Rating	6V25-25W / 6V5.3W / ϕ
Point Gap/Condenser Capacitance	ϕ
Spark Plug Type	Champion N2G
Spark Plug Gap/Torque/Cap Ω	0.7mm / 2.0 ~ 2.5 m·kg / 0 Ω
Timing Static	2.3mm BTDC
Dynamic	ϕ

ϕ = Does Not Apply To This Model * Available from Yamaha Parts Distributors, Inc.
 ©YAMAHA MOTOR CORPORATION, U. S. A., BUENA PARK, CALIFORNIA 10/26/77 Page 1 of 1

D-17
IT400E MOTORCYCLE
 1978 SERVICE DATA M7-059

MODEL — IBM I.D. NUMBER	IT400E — 1W6
Initial Engine Number/Frame Number	1W6-100101 / 1W6-100101
Basic Color(s)	Sky Blue
ENGINE TYPE	2-stroke, air-cooled, single, reed valve
Bore/Stroke/Number Cylinders/Displacement (cc)	85mm / 70mm / 1 / 397cc
Compression Ratio/Compression Pressure min.~max.	7.6:1 / N/A
Piston Skirt Clearance new/max.	.055 ~ .060mm / 0.1mm
Ring End Gap top/2nd/3rd	0.3 ~ 0.5mm / same / ϕ
Valve Clearance (cold) Intake/Exhaust	ϕ
Oil Pressure hot/rpm	ϕ
Oil Tank or Engine Sump Capacity	Premix 20:1 Yamalube R* & Premium Gasoline
AUTOLUBE — Min. stroke/Color code	ϕ
Minimum Output @ 200 strokes	ϕ
Maximum Output @ 200 strokes	ϕ
CARBURETOR — mfr./type/I.D. number	Mikuni / VM38SS / 1W600
Main Jet/Pilot Jet	350 / 50
Needle Jet/Jet Needle-Clip Position	P-4 / 6F16-3
Slide Cutaway or Throttle Valve	3.0
Float Level	18 \pm 1mm
Mixture Screw — turns out/idle rpm	2 1/4 / 1250 ~ 1350
SUSPENSION	
Front Forks: Oil type/level/qty	20wt Fork Oil* / ϕ / 250cc
Gas Pressure	ϕ
Spring Length std	605.5mm
Monoshock: Oil type/qty	ϕ / ϕ
Gas Pressure	18 kg/cm ² (256 psi) Nitrogen
TRANSMISSION — oil type/qty chg/qty reassemble	SAE20W40 (Yamalube 4*) / 1100cc / 1200cc
Primary drive type	Helical Gear
Secondary type/teeth/chain	Chain / 40-15 / DID520TR - 106L
Clutch Friction Plate Thickness std ~ min.	3.0 ~ 2.7mm
Clutch Spring Length std ~ min.	36.0 ~ 35.0mm
Tires size (nominal pressure)	Front: 3.00-21 (13 psi) Rear: 4.50-18 (14 psi)
ELECTRICAL — System/Type	AC Magneto / CDI External Rotor
Maximum Output	N/A
Field Coil Color Code/ Ω	ϕ
Charging Coil Color Code/ Ω	ϕ
Source Coil Color Code/ Ω	Brn ~ Blk / 166 Ω \pm 10%
Lighting Coil Color Code/ Ω	Yel-Red ~ Blk / 0.53 Ω \pm 10%
Pulse Coil or Pickup Coil Color Code/ Ω	Wht-Red ~ Blk / 3.4 Ω \pm 10%
Ignition Coil test gap Primary Ω / Secondary Ω	N/A / 1.0 Ω \pm 10% / 5.9K Ω \pm 20%
Battery—model/spec. grav./chg rate x hour	ϕ
Headlight/Taillight/Signal Rating	6V25W25W / 6V5.3W / ϕ
Point Gap/Condenser Capacitance	ϕ
Spark Plug Type	Champion N-3G
Spark Plug Gap/Torque/Cap Ω	0.7mm / 2.0 ~ 2.5 m·kg / 0 Ω
Timing Static	2.7mm BTDC
Dynamic	ϕ

ϕ = Does Not Apply To This Model * Available from Yamaha Parts Distributors, Inc.
 ©YAMAHA MOTOR CORPORATION, U. S. A., BUENA PARK, CALIFORNIA 10/28/77 Page 1 of 1



D-17

MOTORCYCLE
M7-059IT400E
1978 SERVICE DATA

MODEL — IBM I.D. NUMBER	IT400E — 1W6
Initial Engine Number/Frame Number	1W6-100101 / 1W6-100101
Basic Color(s)	Sky Blue
ENGINE TYPE	2-stroke, air-cooled, single, reed valve
Bore/Stroke/Number Cylinders/Displacement (cc)	85mm / 70mm / 1 / 397cc
Compression Ratio/Compression Pressure min.~max.	7.6:1 / N/A
Piston Skirt Clearance new/max.	.055 ~ .060mm / 0.1mm
Ring End Gap top/2nd/3rd	0.3 ~ 0.5mm / same / ϕ
Valve Clearance (cold) Intake/Exhaust	ϕ
Oil Pressure hot/rpm	ϕ
Oil Tank or Engine Sump Capacity	Premix 20:1 Yamalube R* & Premium Gasoline
AUTOLUBE — Min. stroke/Color code	ϕ
Minimum Output @ 200 strokes	ϕ
Maximum Output @ 200 strokes	ϕ
CARBURETOR — mfr./type/I.D. number	Mikuni / VM38SS / 1W600
Main Jet/Pilot Jet	350 / 50
Needle Jet/Jet Needle-Clip Position	P-4 / 6F16-3
Slide Cutaway or Throttle Valve	3.0
Float Level	18 \pm 1mm
Mixture Screw — turns out/idle rpm	2 $\frac{1}{4}$ / 1250 ~ 1350
SUSPENSION	
Front Forks: Oil type/level/qty	20wt Fork Oil* / ϕ / 250cc
Gas Pressure	ϕ
Spring Length std	605.5mm
Monoshock: Oil type/qty	ϕ / ϕ
Gas Pressure	18 kg/cm ² (256 psi) Nitrogen
TRANSMISSION — oil type/qty chg/qty reassemble	SAE20W40 (Yamalube 4*) / 1100cc / 1200cc
Primary drive type	Helical Gear
Secondary type/teeth/chain	Chain / 40-15 / DID520TR - 106L
Clutch Friction Plate Thickness std ~ min.	3.0 ~ 2.7mm
Clutch Spring Length std ~ min.	36.0 ~ 35.0mm
Tires size (nominal pressure)	Front: 3.00-21 (13 psi) Rear: 4.50-18 (14 psi)
ELECTRICAL — System/Type	AC Magneto / CDI External Rotor
Maximum Output	N/A
Field Coil Color Code/ Ω	ϕ
Charging Coil Color Code/ Ω	ϕ
Source Coil Color Code/ Ω	Brn ~ Blk / 166 Ω \pm 10%
Lighting Coil Color Code/ Ω	Yel-Red ~ Blk / 0.53 Ω \pm 10%
Pulse Coil or Pickup Coil Color Code/ Ω	Wht-Red ~ Blk / 3.4 Ω \pm 10%
Ignition Coil test gap Primary Ω / Secondary Ω	N/A / 1.0 Ω \pm 10% / 5.9K Ω \pm 20%
Battery—model/spec. grav./chg rate x hour	ϕ
Headlight/Taillight/Signal Rating	6V25W25W / 6V5.3W / ϕ
Point Gap/Condenser Capacitance	ϕ
Spark Plug Type	Champion N-3G
Spark Plug Gap/Torque/Cap Ω	0.7mm / 2.0 ~ 2.5 m·kg / 0 Ω
Timing Static	2.7mm BTDC
Dynamic	ϕ

 ϕ = Does Not Apply To This Model

* Available from Yamaha Parts Distributors, Inc.

©YAMAHA MOTOR CORPORATION, U. S. A., BUENA PARK, CALIFORNIA

10/28/77 Page 1 of 1